

28th

Annual Report
2017-2018



MOHIT[®]
INDUSTRIES LTD.

Teamwork Builds Trust and Trust Builds Speed

MILESTONES

1996

- Initial Public Offer of ₹ 322.50 lakhs.
- Listing of Equity shares in BSE Ltd.
- Turnover exceeds ₹ 2,700 lakhs.

2006

- Right Issue of Equity shares of ₹ 1,373 lakhs.
- Remarkable growth in sales with 100% growth from last year.
- Turnover increased to ₹ 7,595 lakhs from ₹ 3,900 lakhs.
- 12% Interim Dividend.

2009

- New Project of AAC (Aerated Autoclave Concrete) Block started with Production capacity of one lac m³ per annum in Palghar.
- Total 14 Texturising machines, 144 looms, 100 shuttle less water jet loom and 17 TFO machines- production capacity of 18000 MT of Texturised Yarn and 8 million meters of Art Silk Cloth.

2012

- Sale of AAC Block Plant to Biltech Building Elements Limited (A Thapar Group Company) for an extraordinary profit.
- Export Earnings Increased to ₹ 3,908 lakhs
- 15 % Final Dividend.

2013

- Awarded by Government approved "Export House Status.
- New Plant of AAC (Aerated Autoclave Concrete) Block started with Production capacity of three lac m³ per annum at umargaon.
- Listing of Equity shares in NSE.
- Turnover crossed to ₹ 19,668 lakhs.

2015

- Total 16 Texturising Machines, 144 looms, 150 shuttle less water jet loom and 17 TFO machines- production capacity of 22000 MT of Texturised Yarn and 12 million meters of Art Silk Cloth.
- Export sales recorded at ₹ 8,800 lakhs.

2016

- Demerger of AAC Block Division at Umargaon to Bigbloc Construction Ltd.
- 10 % Final Dividend.

2018

- Export Sales recorded at ₹ 6,928 lakhs.
- ISO certification 9001:2015



Chairman's Letter to Shareholder

Dear Shareholders,

It gives me immense pleasure to write to you at the end of another landmark year for Mohit Industries Limited.

I am pleased to inform you that your company has completed successfully financial year 2017-18 with Net profit after Tax for the year recorded ₹ 35.09 lakhs. During the year under review, your Company has recorded net revenue from operations as ₹ 15,791.06 lakhs against revenue recorded of ₹ 15,333.29 lakhs in the previous year.

During Financial year 2017-18, Your Company's Export Sales has been recorded to ₹ 6,928 lakhs. Your Company is successfully exporting DTY Yarn with a brand name to Thailand, Czech Republic, Germany, Bulgaria, Indonesia, United Kingdo, Vietnam, South Korea, Japan, Sweden, Nepal, Malaysia and many more Countries.

With the introduction of GST from 01st July, 2017, in our yarns division the rate applicable on draw Texturised yarn was fixed at 18% while GST on fabric moved from nil to 5%. This inverted duty structure posed serious implications for the textiles value-chain. A number of textile manufacturers selected to shut operations, affecting production. After due consideration, the government reduced GST on yarn to 12%, which ensured that spinners were able to absorb the entire input credit and fabric manufacturer could claim the entire GST as input credit.

Details of our growth Strategies and your company's performances during Financial Year 2017-18 have been elaborated in the Director Report and Management Discussion Analysis Report Section of this Annual Report.

Your Company has been able to drive strong growth inspite of challenging Environment. All this would have not possible but for the untiring efforts of our highly committed and dedicated employee force.

I would like to thank all our consumers, employees, Suppliers who are directly or indirectly associated with the company for their support and commitment, which helped us reach where we are now.

I would like to thank our shareholders for their trust and encouragement and assure to serve strong and Profitable and Sustainable Growth.

With Warm regards
Mr. Sitaram Nandlal Saboo
Chairman
Mohit Industries Limited

BRIEF PROFILE OF DIRECTORS

Mr. Sitaram Nandlal Saboo (Chairman) is a founder of Mohit Industries Limited. He has more than five decades of experience in the field of trading and manufacturing of yarn. He is a man of vision, A Strategist. And an ingenious mastermind who loved challenges. His functions as Chairman include participating in strategizing the company's growth and overseeing the overall performance of the textile segment. He is not just a man of success, but also a man of values.

Mr. Narayan Sitaram Saboo (Managing Director) is a Co-Founder of Mohit Industries Limited. He is a dynamic personality whose business acumen has enabled the Company to take swift strides forward and achieve new glories, year after year. He Holds degree of Bachelor of Laws (LLB). His function as Managing Director includes envisioning company's growth, Strategy, responsibility for the overall management of the Company. His proactive and practical strategies have been key drivers of company growth. He also oversees the financial aspects of the company. He is actively associated with various Social welfare and charitable Trusts. He is a Member of Surat Textile Association.

Mr. Naresh Sitaram Saboo (Director) is an Integral part of Mohit Industries and has been associated with the Company since 1998. His rich experience in Productions, Product Development, Modification of Equipment and system analysis has contributed to the success of MIL. He has international exposure and aware of the latest trends in the manufacturing industry. His role as a director ensures that all the manufacturing activities including procurement of yarn, other raw materials, production planning, control and packing happen in sync with company objectives and values. He has been instrumental in providing strategic direction in selection of technology and machineries in setting up new manufacturing facilities, improvement of production processes and new ventures. Mr. Naresh Saboo embarked upon a purposeful and systematic search for change and opportunity to expand textile business of the company.

Mr. Manish Narayan Saboo (Director & CFO) has been associated with the company since 2006 and become member of the board in September 2011. He has completed his Masters in finance from Nottingham University, London. He is responsible for smooth project delivery and coordination. He manages the company's financial, marketing operation in Textile Segment and export activities of the company. His functions as executive director include planning and execution of the company's marketing & Financial Strategy. His active and energetic participation is an inspiration for all members.

Mr. Sachin Jain (Independent Director) holds degree of Bachelor of Management Science. He has Rich experience in the field of Textile, Marketing, and Production.

Mr. Jayesh Gandhi (Independent Director) holds degree of Bachelor of Commerce. He has wide experience of Textile Industry and Operational Management.

Mrs. Pragya Memani (Independent Director) holds degree of Bachelor of Design. He has 3 years of experience in the field of fashion Designing.

Mr. Harmil Shah (Independent Director) is a qualified in MSc. International Business and Management from University of Bedfordshire, UK. He is having 7 Years' experience in Embroidery Machines and Spares. He is well aware in Facilitating Imports of vast variety of products from China and Asian Countries. His expertise lies in International Business and Handling affairs in China.

CORPORATE INFORMATION

Corporate Identity Number	:	L17119GJ1991PLC015074	
Board of Directors	:	Mr. Sitaram Nandlal Saboo	Chairman
	:	Mr. Narayan Sitaram Saboo	Managing Director
	:	Mr. Naresh Sitaram saboo	Director
	:	Mr. Manish Narayan Saboo	Director & CFO
	:	Mr. Jayesh Rasiklal Gandhi	Independent Director
	:	Mr. Sachinkumar Pramod Jain	Independent Director
	:	Mr. Harmil jatinbhai Shah	Independent Director
	:	Mrs. Pragya Memani	Independent Director
Company Secretary	:	Miss. Swati Omprakash Malu	
Statutory Auditors	:	M/s. Rajendra Sharma & Associates, Chartered Accountant	
Bankers	:	State Bank of India	
	:	The Shamrao Vithal Co-operative Bank Limited	
Registered Office	:	A-601/ B, International Trade Centre, Majura Gate, Ring Road, Surat-395002, Gujarat, India. Ph: +91 261 2463261, 2463262, 2463263 Fax: +91 261 2463264 Email id: contact@mohitindustries.com	
Plants	:	Kim Plant Plot No. 14 & 15, Block No. 787 Plot No. 30 & 31, Block No. 787 Village: Kudsad, Olpad, Dist. Surat Gujarat India. Email id: factory_kim@mohitindustries.com	
Registrar & Share Transfer Agents	:	"Adroit Corporate Services Private Limited" 17-20, Jafferbhoy, Industrial Estate, 1stFloor, Makwana Road, Marol Naka, Andheri (E) Mumbai - 400059, Maharashtra, India. Phone no.: +91 22 42270400 / 28596060 Fax: +91 22 28503748 Email id: info@adroitcorporate.com	
Company Website	:	www.mohitindustries.com	

CONTENTS	PAGE NO.	CONTENTS	PAGE NO.
Notice	4	Standalone Statement of Changes in Equity	54
Directors' Report	10	Notes to Standalone Financial Statements	55
Annexures to Directors Report	15	Consolidated Financial Statements	
Corporate Governance Report	34	Consolidated Independent Auditor's Report	71
Management Discussion and Analysis Report	44	Consolidated Balance Sheet	74
Standalone Financial Statements		Consolidated Statement of Profit and Loss	75
Standalone Independent Auditor's Report	46	Consolidated Cash Flow Statement	76
Standalone Balance Sheet	51	Consolidated Statement of Changes in Equity	77
Standalone Statement of Profit and Loss	52	Notes to Consolidated Financial Statements	78
Standalone Cash Flow Statement	53	Attendance Slip & Proxy Form	95

NOTICE

NOTICE is hereby given that the **28th Annual General Meeting ("AGM")** of the members of **MOHIT INDUSTRIES LIMITED (CIN No. L17119GJ1991PLC015074)** will be held on Friday, September 28, 2018 at 10.00 a.m. at 204, 2nd Floor, Jay Sagar Complex, Behind J. K. Tower, Near Sub-Jail, Khatodara, Surat 395002, Gujarat to transact the following Business:

ORDINARY BUSINESS

1. To receive, consider and adopt the Audited Standalone and Consolidated Financial Statements of the Company for the financial year ended March 31, 2018, together with the Reports of the Board of Directors and the Auditors thereon.
2. To appoint a Director in place of Mr. Manish Saboo (holding DIN No. 01576187), who retires by rotation in terms of Section 152(6) of Companies Act, 2013 and being eligible offers himself for reappointment.

SPECIAL BUSINESS

3. To ratify the remuneration of the Cost Auditor(s) for the financial year ending 31st March, 2019 and in this regard to consider and if thought fit, to pass, with or without modification(s), the following resolution as an Ordinary Resolution:

"RESOLVED THAT pursuant to the provisions of Section 148 and other applicable provisions, if any, of the Companies Act, 2013 and The Companies (Audit and Auditors) Rules, 2014 (including any statutory modification(s) or re-enactment(s) thereof, for the time being in force), the remuneration payable to M/s. Pasari & Associates, Cost Accountants, (Firm Registration No. 100928) appointed by the Board of Directors as Cost Auditors to conduct the audit of the cost records of the Company pertaining to Textile Product for the financial year ending 31st March, 2019, amounting to Rs. 60,000/- (Rupees Sixty Thousands only) plus applicable service tax and reimbursement of out of pocket expenses incurred by them in connection with the aforesaid audit be and is hereby ratified and confirmed."

"RESOLVED FURTHER THAT the Board of Directors be and is hereby authorized to do all necessary acts, and take all such steps as may be necessary, proper or expedient to give effect to this resolution.

Date : August 14, 2018

Place : Surat

Regd. Office:

Mohit Industries Limited

L17119GJ1991PLC015074

A - 601/B, 06th Floor, International Trade Centre,
Majura Gate, Ring Road, Surat - 395002, Gujarat

**By order of the Board
For Mohit Industries Limited**

Sd/-

Swati Malu

(Company Secretary)

NOTES:

1. An Explanatory Statement pursuant to Section 102 of the Companies Act, 2013, relating to business under Item No. 3 set above in this Notice to be transacted at the AGM is annexed hereto.
2. The requirement to place the matter relating to appointment of Auditors for ratification by members at every Annual General Meeting is done away with vide notification dated 7th May, 2018 issued by the Ministry of Corporate Affairs, New Delhi. Accordingly, no resolution is proposed for ratification of appointment of Auditors M/s. Rajendra Sharma & Associates, Chartered Accountant (FRN No. 108390W) who were appointed in the 27th Annual General Meeting held on 07th August, 2017.
3. **A MEMBER ENTITLED TO ATTEND AND VOTE AT THE MEETING IS ENTITLED TO APPOINT A PROXY TO ATTEND AND ON A POLL TO VOTE INSTEAD OF HIMSELF. THE PROXY NEED NOT BE A MEMBER OF THE COMPANY. A BLANK FORM OF PROXY IS ENCLOSED HERewith AND, IF INTENDED TO BE USED, IT SHOULD BE RETURNED DULY COMPLETED AT THE REGISTERED OFFICE OF THE COMPANY NOT LESS THAN FORTY EIGHT HOURS BEFORE THE SCHEDULED TIME OF THE COMMENCEMENT OF 28TH ANNUAL GENERAL MEETING. REVENUE STAMP SHOULD BE AFFIXED.**
4. **A PERSON CAN ACT AS PROXY ON BEHALF OF MEMBERS NOT EXCEEDING FIFTY IN NUMBER AND HOLDING IN THE AGGREGATE NOT MORE THAN 10% OF THE TOTAL SHARE CAPITAL OF THE COMPANY CARRYING VOTING RIGHTS. HOWEVER, A MEMBER HOLDING MORE THAN 10% OF THE TOTAL SHARE CAPITAL OF THE COMPANY CARRYING VOTING RIGHTS MAY APPOINT A SINGLE PERSON AS PROXY AND SUCH PERSON SHALL NOT ACT AS PROXY FOR ANY OTHER PERSON OR SHAREHOLDER.**

5. Corporate members intending to send their authorized representatives to attend the Meeting are requested to send to the Company a certified copy of the Board Resolution authorizing their representative to attend and vote on their behalf at the Meeting. The shareholder needs to furnish the printed attendance slip along with a valid identity proof such as the PAN card, passport, AADHAAR card or driving license to enter the AGM hall. Members holding equity shares in electronic form and proxies thereof are requested to bring their DP Id and client id for identification.
6. Members/Proxies/Authorized Representatives are requested to bring to the AGM, the enclosed Attendance Slip sent along with the Annual Report duly completed and signed mentioning therein details of their DP ID and Client ID/Folio Number. Duplicate Attendance Slip and/or Copies of the Annual report shall not be issued/ available at the venue of the meeting.
7. In case of joint holders attending the meeting, the Member whose name appears as the first holder in the order of names as per the Register of Members of the Company will be entitled to vote.
8. The Register of Members and share Transfer Book shall remain closed from **MONDAY, 24TH SEPTEMBER, 2018 TO FRIDAY, 28TH SEPTEMBER, 2018 (BOTH DAYS INCLUSIVE)** for purpose of 28th AGM of the company.
9. Brief profile and other relevant information about Directors seeking appointment / re-appointment, in accordance with Regulation 36 of the SEBI (Listing Obligations and Disclosure Requirements) Regulations, 2015, are attached to this Notice forming part of the Annual Report.
10. SEBI has decided that Securities of listed companies can be transferred only in dematerialised form from a cut-off date i.e. 05th December, 2018. In view of the above and to avail various benefits of dematerialisation, Members are advised to dematerialise shares held by them in physical form.
11. The Company and the RTA has been mandated by SEBI to maintain copy of the Permanent Account Number (PAN) and the Bank Account details of all the Members. Members who has not yet submitted are, therefore, requested to submit their self-attested PAN and original cancelled cheque leaf/attested bank passbook showing name of the Account Holder and Aadhaar Card to the Company/RTA.
12. As per the provisions of Section 72 of the Companies Act, 2013 read with Rule 19(1) of the Companies (Share Capital and Debentures) Rules, 2014, Members are advised to make nomination in respect of their shareholding in the Company. Members holding shares in physical form should file their nomination with M/s Adroit Corporate Services Private Limited, Company's Registrar and Share Transfer Agents, whilst those Members holding shares in dematerialized mode should file their nomination with their Depository Participant(s).
13. Members holding shares in physical form are requested to promptly notify in writing any changes in their address/bank account details/e-mail address/mandates/nominations/power of attorney/ contact numbers etc., to the Adroit Corporate Services Pvt. Ltd., 19/20 Jaferbhoy Ind. Estate, 1st floor, Makwana Road, Marol, Andheri (E), Mumbai – 400 059, Tel : +91- 22-28596060/ 28594060.
14. Members holding shares in electronic form are requested to intimate immediately any changes pertaining to their address/ bank account details/ e-mail address/mandates, nominations/power of attorney/contact numbers etc., if any, directly to their Depository Participant(s) with whom they maintain their demat accounts.
15. Pursuant to the provisions of Section 124 of the Act and IEPF Rules 2016, the amount of dividend not encashed or claimed for a period of seven years from the date of transfer to the unpaid dividend account of the Company, is required to be transferred to the Investor Education and Protection Fund ("IEPF") of the Central Government.

Accordingly, during the financial year 2017-18 the Company has transferred the unpaid and unclaimed dividend amount, pertaining to Financial Year 2009-10 (Final Dividend) to the IEPF. Shareholders are requested to ensure that they claim the dividend(s) from the company before transfer of said dividend amount to the IEPF. Company has uploaded the details of unpaid and unclaimed amounts lying with the Company as on 31st March, 2018 on the website of the Company (www.mohitindustries.com). The details of unclaimed dividends for the financial year 2010-11 onwards and the last date for claiming such dividends are given below:

Financial Year	Date of Declaration of Dividend	Unclaimed Amount as on 31st March, 2018	Due Date for transfer to IEPF
2010-2011 (Final Dividend)	30/09/2011	₹ 407,317.50	29/10/2018
2011-2012 (Final Dividend)	28/09/2012	₹ 300,514.50	27/10/2019
2015-2016 (Final Dividend)	23/08/2016	₹ 60,181.00	22/09/2023

It may be noted that no claims shall lie against the Company in respect of any amount of dividend remaining unclaimed/unpaid after period of seven (7) years from the dates of they become due for payment.

16. **Attention of Members** is invited to the provisions of Section 124(6) of the Companies Act, 2013 read with Investor Education and Protection Fund Authority (Accounting, Audit, Transfer and Refund) Rules, 2016 amended from time to time, which inter alia requires Company to transfer the equity shares on which the dividend has not been encashed or unclaimed for a continuous

period of seven years or more to designated demat account of Investor Education and Protection Fund Authority ('IEPF Demat Account'). Accordingly, during financial year 2017-18 the Company has transferred 10,752 Equity Shares of Rs. 10/- each to the IEPF Account on which the dividends had remained unpaid or unclaimed for seven consecutive years or more after following the prescribed procedure. Details of these shares are available in the Company's website and can be viewed at www.mohitindustries.com. The Statement of Unclaimed Dividend amount for 7 consecutive years or more and Shares due for transfer to IEPF Demat Account is placed on the website of the Company at www.mohitindustries.com. The said Shares, once transferred to the said demat account of the IEPF Authority can be claimed after following due procedure prescribed under the said IEPF rules.

17. Pursuant to Section 101 and Section 136 of the Companies Act, 2013 read with rules made there under, Soft copy of the Notice of AGM along with the copy of Annual Report has been sent to those shareholders who have registered their e-mail IDs with the company or whose e-mail IDs have been made available by the Depositories. The aforesaid documents can also be accessed on the Company's website: www.mohitindustries.com.
18. To support the "Green Initiative" and for receiving all communication including Annual Report, Notices, Circulars, etc. from the Company electronically, company requests those members who have not yet registered their e-mail address, to register the same along with the contact numbers directly with their DP, in case shares are held in electronic form or with the company by sending details to investor_relations@mohitindustries.com or with Adroit Corporate Services Pvt. Ltd. at info@adroitcorporate.com.
19. For Members who have not registered their e-mail addresses, physical copies of the Annual Report along with the AGM Notice inter alia indicating, the process and manner of Remote e-Voting along with Attendance Slip and Proxy Form are being sent in the permitted mode. Further, Shareholders who have registered their e-mail addresses and wish to avail physical copies of the Notice / Annual Report will be provided the same upon request.
20. Members Seeking any information relating to the Accounts may write to the company at least 7 days before the date of the Meeting, so as to enable the Company to keep the information ready, at following address: Accounts Department, Mohit Industries Limited, A-601/B, International Trade Centre, Majura Gate, Ring Road, Surat 395002 Ph: +91-261-2463261/62/63 Fax: +91-261-2463264 or contact@mohitindustries.com.

E-VOTING FACILITY

In compliance with the provisions of Section 108 of the Companies Act, 2013 and Rule 20 of the Companies (Management and Administration) Rules, 2014 as substituted by the Companies (Management and Administration) Amendment Rules, 2015 ('Amended Rules 2015'), and in terms of Regulation 44 of SEBI (Listing Obligations and Disclosure Requirements) Regulations, 2015 ("SEBI Listing Regulations"), the Company is pleased to provide its members facility to exercise their right to vote on resolutions proposed to be considered at the 28th Annual General Meeting ("AGM") by electronic means and the business may be transacted through e-voting Services. The facility of casting the votes by the members using an electronic voting system from a place other than venue of the AGM ("remote e-voting") will be provided by National Securities Depository Limited (NSDL).

1. The facility for voting through ballot paper shall be made available at the AGM and the members attending the meeting who have not cast their vote by remote e-voting shall be able to exercise their rights at the meeting through ballot paper.
2. The members who have cast their vote by remote e-voting prior to the AGM may also attend the AGM but shall not be entitled to cast their vote again.
3. **The remote e-voting period commences on Monday, 24th September, 2018 (9:00 am) and ends on Thursday, 27th September, 2018 (5:00 pm).** During this period members of the Company, holding shares either in physical form or in dematerialized form, as on the **cut-off date of Friday, 21st September, 2018**, may cast their vote by remote e-voting. The remote e-voting module shall be disabled by NSDL for voting thereafter. Once the vote on a resolution is cast by the member, the member shall not be allowed to change it subsequently.
4. **Members desiring to vote through remote e-voting may refer to the following steps :**
Step 1 : Log-in to NSDL e-Voting system at <https://www.evoting.nsdl.com/>
Step 2 : Cast your vote electronically on NSDL e-Voting system.

Step 1: How to log in to the NSDL e-voting website?

- I. Visit the e-Voting website of NSDL. Open web browser by typing the following URL: <https://www.evoting.nsdl.com/> either on a Personal Computer or on a mobile.
- II. Once the home page of e-Voting system is launched, click on the icon "Login" which is available under 'Shareholders' section.
- III. A new screen will open. You will have to enter your User ID, your Password and a Verification Code as shown on the screen. Alternatively, if you are registered for NSDL eservices i.e. IDEAS, you can log-in at <https://eservices.nsdl.com/> with your existing IDEAS login. Once you log-in to NSDL eservices after using your log-in credentials, click on e-Voting and you can proceed to Step 2 i.e. Cast your vote electronically.
- IV. Your User ID details are given below :

Manner of holding shares i.e. Demat (NSDL or CDSL) or Physical	Your User ID is:
a) For Members who hold shares in demat account with NSDL.	8 Character DP ID followed by 8 Digit Client ID For example if your DP ID is IN300*** and Client ID is 12***** then your user ID is IN300***12*****.
b) For Members who hold shares in demat account with CDSL.	16 Digit Beneficiary ID For example if your Beneficiary ID is 12***** then your user ID is 12*****.
c) For Members holding shares in Physical Form.	EVEN Number followed by Folio Number registered with the company For example if folio number is 001*** and EVEN is 101456 then user ID is 101456001***

- V. Your password details are given below:
- If you are already registered for e-Voting, then you can use your existing password to login and cast your vote.
 - If you are using NSDL e-Voting system for the first time, you will need to retrieve the 'initial password' which was communicated to you. Once you retrieve your 'initial password', you need to enter the 'initial password' and the system will force you to change your password.
- c) How to retrieve your 'initial password'.
- If your email ID is registered in your demat account or with the company, your 'initial password' is communicated to you on your email ID. Trace the email sent to you from NSDL from your mailbox. Open the email and open the attachment i.e. a .pdf file. Open the .pdf file. The password to open the .pdf file is your 8 digit client ID for NSDL account, last 8 digits of client ID for CDSL account or folio number for shares held in physical form. The .pdf file contains your 'User ID' and your 'initial password'.
 - If your email ID is not registered, your 'initial password' is communicated to you on your postal address.
- VI. If you are unable to retrieve or have not received the "Initial password" or have forgotten your password :
- Click on "Forgot User Details/Password?" (If you are holding shares in your demat account with NSDL or CDSL) option available on www.evoting.nsdl.com
 - Click on "Physical User Reset Password?" (If you are holding shares in physical mode) option available on www.evoting.nsdl.com.
 - If you are still unable to get the password by aforesaid two options, you can send a request at evoting@nsdl.co.in mentioning your demat account number/folio number, your PAN, your name and your registered address.
- VII. After entering your password, tick on Agree to "Terms and Conditions" by selecting on the check box.
- VIII. Now, you will have to click on "Login" button.
- IX. After you click on the "Login" button, Home page of e-Voting will open.

Step 2: How to cast your vote electronically on the NSDL e-voting system?

- After successful login at Step 1, you will be able to see the Home page of e-Voting. Click on e-Voting. Then, click on Active Voting Cycles.
 - After click on Active Voting Cycles, you will be able to see all the companies "EVEN" in which you are holding shares and whose voting cycle is in active status.
 - Select "EVEN" of "Mohit Industries Limited".
 - Now you are ready for e-Voting as the Voting page opens.
 - Cast your vote by selecting appropriate options i.e. assent or dissent, verify/modify the number of shares for which you wish to cast your vote and click on "Submit" and also "Confirm" when prompted.
 - Upon confirmation, the message "Vote cast successfully" will be displayed.
 - You can also take the printout of the votes cast by you by clicking on the print option on the confirmation page.
 - Once you confirm your vote on the resolution, you will not be allowed to modify your vote.
 - Please remember that you are not allowed to modify your vote once you confirm your vote on a resolution.
5. Institutional shareholders (i.e. other than individuals, HUF, NRI etc.) are required to send scanned copy (PDF/JPG Format) of the relevant Board Resolution/ Authority letter etc. with attested specimen signature of the duly authorized signatory(ies) who are authorized to vote, to the Scrutinizer by e-mail to mohitindustries@drdcs.net with a copy marked to evoting@nsdl.co.in.

6. It is strongly recommended not to share your password with any other person and take utmost care to keep your password confidential. Login to the e-voting Website will be disabled upon five unsuccessful attempts to key in the correct password. In such an event, you will need to go through the "Forgot User Details/Password?" or "Physical User Reset Password?" option available on www.evoting.nsdl.com to reset the password.
7. In case of any queries, you may refer the Frequently Asked Questions (FAQs) for Members and remote e-voting user manual for Members available at the download section of www.evoting.nsdl.com or call on toll free no.: 1800-222-990 or contact Pallavi Mhatre, Assistant Manager, National Securities Depository Ltd., Trade World, 'A' Wing, 4th Floor, Kamala Mills Compound, Senapati Bapat Marg, Lower Parel, Mumbai – 400 013, at the designated email IDs: evoting@nsdl.co.in or pallavid@nsdl.co.in or at telephone nos. +91-22-24994600/24994545 who will also address the grievances connected with the voting by electronic means. Members may also write to the Company Secretary at the email ID: investor_relations@mohitindustries.com or contact at telephone no. 0261-2463261.
8. The voting rights of members shall be in proportion to their shares of the paid up equity share capital of the Company as on the cutoff date of 21st September, 2018.
9. Any person, who acquires shares of the Company and becomes member of the Company after dispatch of notice of AGM and holds shares as of the cut-off date i.e. 21st September, 2018, may obtain the login ID and password by sending a request at evoting@nsdl.co.in or at investor_relations@mohitindustries.com. However, if you are already registered with NSDL for remote e-voting then you can use your existing user ID and password for casting your vote. If you forgot your password, you can reset your password by using "Forgot User Details/Password" option available on www.evoting.nsdl.com or contact NSDL at the following toll free no.: 1800-222-990.
10. A person, whose name is recorded in the register of members or in the register of beneficial owners maintained by the depositories as on the cut-off date only shall be entitled to avail the facility of remote e-voting as well as voting at the General Meeting through ballot paper. A person who is not a Member as on the cut-off date should treat this Notice as for information purpose only.
11. Mr. Dhiren R Dave., Practicing Company Secretaries, FCS 4889, CP No. 2496, has been appointed as the Scrutinizer to scrutinize the voting at AGM and remote e-voting process in a fair and transparent manner.
12. The Chairman shall, at the AGM, at the end of discussion on the resolutions on which voting is to be held, allow voting with the assistance of scrutinizer, by use of "Ballot Paper" for all those members who are present at the AGM but have not cast their votes by availing the remote e-voting facility.
13. The Scrutinizer shall after the conclusion of voting at the general meeting, first count the votes cast at the meeting and thereafter unblock the votes cast through remote e-voting in the presence of at least two witnesses not in the employment of the Company and shall make, not later than three days of the conclusion of the AGM, a consolidated scrutinizer's report of the total votes cast in favour or against, if any, to the Chairman or a person authorized by him in writing, who shall countersign the same and declare the result of the voting forthwith.
14. The Results declared along with the report of the Scrutinizer shall be placed on the website of the Company www.mohitindustries.com and on the website of NSDL immediately after the declaration of result by the Chairman or a person authorized by him in writing. The results shall also be immediately forwarded to the stock exchanges at which the shares of the Company are listed.

ANNEXURE TO THE NOTICE

Explanatory Statement setting out material facts under Section 102 of the Companies Act, 2013

Item No.3

The Board of Directors of the Company, on the recommendation of the Audit Committee, approved the appointment and remuneration of M/s. Pasari & Associates, Cost Accountants (Firm Registration No. 100928) as Cost Auditor to conduct the audit of the cost records of the Company for the financial year ending 31st March, 2019. In terms of the provisions of Section 148(3) of the Companies Act, 2013 read with Rule 14(a) (ii) of the Companies (Audit and Auditors) Rules, 2014, the remuneration payable to the Cost Auditor is required to be ratified by the Members of the Company. Accordingly, consent of the Members is sought to ratify the remuneration payable to the Cost Auditors.

None of the Directors and/or Key Managerial Personnel of the Company and/or their relatives are concerned or interested, financial or otherwise, in the resolution set out at Item No. 3.

The Board recommends the Ordinary Resolution set out at Item No. 3 for the approval of Members.

**By order of the Board
For Mohit Industries Limited**

Sd/-

Swati Malu

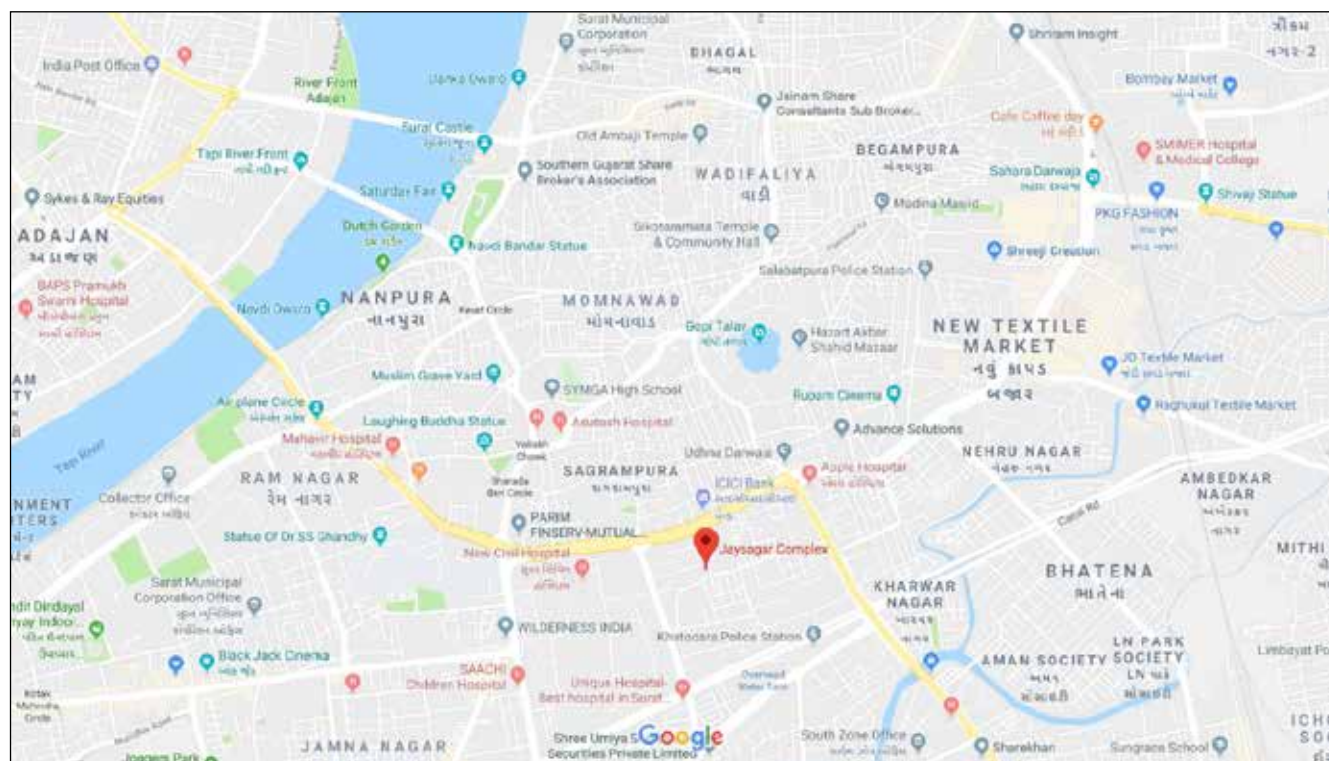
(Company Secretary)

Date : August 14, 2018
Place : Surat

DISCLOSURE PURSUANT TO REGULATION 36 OF THE SEBI (LISTING OBLIGATIONS AND DISCLOSURE REQUIREMENTS) REGULATIONS, 2015, RELATING TO DIRECTORS SEEKING APPOINTMENT /RE-APPOINTMENT AT THE AGM

Particulars	Mr. Manish Saboo
Date of Birth	13/11/1984
Date of First Appointment	29/09/2011
Expertise in Specific General Functional Area	<ul style="list-style-type: none"> ● Rich experience in Finance and Management ● 7 years of experience in export of textile products ● Expertise in dealing with International companies and agencies and having knowledge of international exposure for variety of Businesses.
Qualification	MBA in finance from Nottingham University, London
Terms and Conditions of Appointment / Re-appointment	Re-appointment on retiring by rotation
Directorship held in other Companies	<ul style="list-style-type: none"> ● Bigbloc Construction Ltd. ● Mohit Overseas Limited ● Hilltop Concrete Private Limited
Membership/ Chairmanship of Committees of other Public Companies	Nil
No. Of Shares held in the company	75,440
Relationship between Directors/KMP inter-se	Mr. Manish Saboo is a Son of Mr. Narayan saboo, Managing Director of the company.

Route MAP to the Venue of the 28th Annual General Meeting of Mohit Industries Ltd to be held on Friday 28th September, 2018 at 204, Jay Sagar Complex, 2nd Floor, Behind J. K. Tower, Near Sub-Jail, Khatodara, Surat 395002, Gujarat



DIRECTORS' REPORT

To
The Members
MOHIT INDUSTRIES LIMITED

Your Directors have pleasure in presenting the 28th annual Report of the company together with the Audited Financial Statements for the year ended 31st March, 2018.

FINANCIAL RESULT AND PERFORMANCE:

(₹ in Lakhs except EPS)

PARTICULARS	STANDALONE		CONSOLIDATED	
	31/03/2018	31/03/2017	31/03/2018	31/03/2017
Sales (net excise duty)	15,791.06	15,333.29	15798.16	15,353.90
Other income	194.15	164.07	194.77	163.60
Profit Before Interest & Depreciation	1234.33	1269.32	1235.02	1271.23
(-) Finance Cost	763.55	698.96	764.18	700.83
(-) Depreciation	406.03	418.58	406.03	418.58
Net Profit before tax & Exceptional items	64.75	151.78	64.81	151.82
(+) Exceptional Items	(0.53)	5.89	(0.53)	5.89
Net Profit Before prior period item & tax	64.22	157.67	64.28	157.71
(+) Prior period item	22.27	11.63	22.29	11.63
(-) Tax Expense	51.40	2.34	51.42	2.35
Share in Profit of Associates & Minority Interest	-	-	8.90	27.06
Net Profit for the year after tax	35.09	166.96	44.05	194.05
Total Comprehensive Income for period	57.72	166.78	1811.74	2148.59
Earnings per share (Basic & Diluted) (In ₹)	0.25	1.18	0.31	1.37

1. DIVIDEND

With a view to conserve the resources for the company's Business operations, your directors have deemed it prudent to not to recommend any dividend for the year ended 31st March, 2018. During the year under review, no amount from profit was transferred to General Reserve.

2. SHARE CAPITAL

The Paid up equity share capital as on March 31, 2018 was ₹ 1415.76 lakhs divided into 14,157,575 equity shares of ₹ 10 each. During the year under review, the Company has neither issued any shares/convertible warrant nor has granted any stock options and nor sweat equity.

3. STATE OF THE COMPANY'S AFFAIRS

During the year under review, your Company has recorded its net revenue from operations as ₹ 15,791.06 lakhs against revenue recorded of ₹ 15,333.29 lakhs in the previous year. The EBIDT recorded at ₹ 1234.33 lakhs against last year's figure of ₹ 1269.32 lakhs. Net profit after tax is recorded at ₹ 35.09 lakhs against previous year net profit of ₹ 166.96 lakhs. During period under review decrease in profit of company in comparison to last year profit due to bad debt expense recorded at ₹ 115.60 lakhs. Your company has 16 Texturising Machines, 150 High Speed Shuttle-less water jet Looms with a capacity to manufacture 22,000 tonnes of Draw Texturised Yarn (DTY) per annum and 12 Million meters Grey fabrics per annum respectively.

4. EXPORT

The Company has exported DTY Yarn with a Premium and in its Brand Name to Thailand, Czech Republic, Germany, Bulgaria, Indonesia, United Kingdo, Vietnam, South Korea, Japan, Sweden, Nepal, Malaysia and many more Countries. The Company is having one star export house status. During the year under review, your Company has recorded export of ₹ 6,928 lakhs. Your company also holds Certificate of Oeko-Tex® Standard 100.

5. EXTRACT OF ANNUAL RETURN

In accordance with Section 134(3) (a) of the Companies Act, 2013, an extract of the annual return in the prescribed format is annexed as Annexure- 1 to the Director's Report.

6. CONSOLIDATED FINANCIAL STATEMENTS

The Consolidated Financial Statements of Mohit Industries Limited, its subsidiaries and its associates is prepared in accordance with Ind AS- 110 on Consolidated Financial statements and Equity method of accounting given in Ind AS - 28 on "Accounting of Investments in Associates in Consolidated Financial statements". The details of such subsidiary and associates are as follows:-

Sr. No.	Name of company	Nature of relation
1.	Maxum Metals Private Limited	Subsidiary
2.	Mohit Overseas Limited	Associates
3.	Mohit Yarns Limited	Associates
4.	Mohit E-waste Recovery Private Limited	Associates

7. PERFORMANCE AND FINANCIAL POSITION OF EACH OF THE SUBSIDIARIES, ASSOCIATES AND JOINT VENTURE COMPANIES

The Company has one subsidiary as on March 31, 2018. There are three associate companies within the meaning of Section 2(6) of the Companies Act, 2013 ("Act") as on 31st March, 2018.

Pursuant to provisions of Section 129(3) of the Companies Act, 2013 read with Rule 5 of the Companies (Accounts) Rules, 2014, a statement containing salient features of the financial statements of the Company's subsidiaries/ Associate Companies and Joint Ventures is given in **Form AOC-1** and forms an integral part of this Annual Report.

8. CORPORATE GOVERNANCE & MANAGEMENT DISCUSSION & ANALYSIS REPORT

As per Regulation 34 (3) read with Schedule V of the SEBI (Listing Obligations and Disclosure Requirements) Regulations, 2015, a separate section on corporate governance practices followed by the Company, together with a certificate from Mr. Dhiren Dave, Company Secretary in practice, confirming compliance and Management Discussion Analysis Report forms an integral part of this Annual Report.

9. FIXED DEPOSITS

During the year under review the company has not accepted any deposits within the meaning of section 73 of the Companies Act, 2013 and the rules made there under.

10. DIRECTORS

In accordance with the provisions of Section 152 of the Companies Act, 2013 and the Company's Articles of Association, Mr. Manish Saboo, Director (DIN: 01576187) will retire by rotation at the ensuing Annual General Meeting and, being eligible, has offered himself for re-appointment. The details of the aforesaid Directors, his expertise in various functional areas as required to be disclosed under Regulation 36 (3) of the Listing Regulations, form part of the Notice of the ensuing Annual General Meeting.

11. DECLARATION FROM INDEPENDENT DIRECTORS

The Independent Directors have submitted their declaration to the Board that they fulfill all the requirements as stipulated in Section 149(6) of the Companies Act, 2013 read with rules framed thereunder.

12. BOARD EVALUATION

Pursuant to the provisions of the Companies Act, 2013 and the SEBI (Listing Obligations and Disclosure Requirements) Regulations, 2015, the Board has carried out the annual performance evaluation of its own performance, the Directors individually as well as the evaluation of Committees. The performance of the Board / Committee was evaluated after seeking inputs from all the Directors / Committee members on the basis of the defined criteria including composition and structure, effectiveness of meetings, information and functioning. Performance evaluation of Independent Directors was done by the entire Board, excluding the Independent Director being evaluated, on the basis of relevant knowledge, expertise, experience, devotion of time and attention to company's long term strategic issues and understanding of duties, roles and function as Independent Director. The Directors expressed their satisfaction with the evaluation process.

13. NUMBER OF MEETINGS HELD

The Board met Seven times during the financial year, the details of which are given in the Corporate Governance Report that forms part of this Annual Report. The intervening gap between any two meetings was within the period prescribed by the Companies Act, 2013 and the Listing Regulations.

14. POLICY ON DIRECTOR'S APPOINTMENT, REMUNERATION INCLUDING CRITERIA FOR DETERMINING QUALIFICATIONS, POSITIVE ATTRIBUTES, INDEPENDENCE OF A DIRECTOR AND OTHER MATTERS

The Board has, on the recommendation of the Nomination & Remuneration Committee framed a policy for selection and appointment of Directors, Senior Management and their remuneration including criteria for determining qualifications, positive attributes and other matters provided under sub section (3) of section 178 of the Companies Act 2013. The Company's Remuneration Policy for Directors, Key Managerial Personnel and other employees is annexed as Annexure- 2 to the Director's Report and also available on Company's website www.mohitindustries.com.

15. VIGIL MECHANISM / WHISTLE BLOWER POLICY

In order to ensure that the activities of the Company and its employees are conducted in a fair and transparent manner by adoption of highest standards of professionalism, honesty, integrity and ethical behavior, the Company has adopted a Vigil mechanism/ Whistle Blower Policy. This policy is also posted on the Company's website www.mohitindustries.com.

16. FAMILIARISATION PROGRAMME FOR INDEPENDENT DIRECTORS

The Company has formulated a familiarization program for the Independent Directors to provide insights into the Company to

enable the Independent Directors to understand its business in depth and contribute significantly to the Company. The details of such program are available on the Company's website www.mohitindustries.com.

17. COMPOSITION OF KEY MANAGERIAL PERSONNEL (KMP)

The Company has the following KMP;

Name of KMP	Designation	Date of Appointment in current Designation	Date of Resignation
Mr. Narayan Saboo	Managing Director	28/09/2015	N.A
Mr. Manish Saboo	Director & CFO	30/05/2014	N.A
Miss. Swati Malu	Company Secretary	17/12/2012	N.A

18. COMPOSITION OF AUDIT AND NOMINATION & REMUNERATION COMMITTEE

The Audit Committee comprises of Mr. Sachin Jain (Chairman), Mr. Jayesh Gandhi (Member) and Mr. Narayan Saboo (Member). The Nomination and Remuneration Committee comprises of Mr. Sachin Jain (Chairman), Mr. Jayesh Gandhi (Member) and Mrs. Pragya Memani (Member). Brief details on the committee are given in the Corporate Governance Report. All the recommendations of the audit committee are accepted by the Board.

19. DIRECTORS' RESPONSIBILITY STATEMENT

To the best of knowledge and belief and according to the information and explanations obtained by them, your Directors make the following statement in terms of Section 134(3) (c) of the Companies Act, 2013 that:

- in the preparation of the annual accounts for the financial year ended 31st March, 2018, the applicable accounting standards have been followed along with proper explanation relating to material departures; the annual accounts have been prepared in compliance with the provisions of the Companies Act, 2013;
- the directors have selected such accounting policies and applied them consistently and made judgments and estimates that are reasonable and prudent so as to give a true and fair view of the state of affairs of the Company at the end of the financial year and of the profit of the Company for year ended on that date;
- the directors have taken proper and sufficient care for the maintenance of adequate accounting records in accordance with the provisions of this Act for safeguarding the assets of the Company and for preventing and detecting fraud and other irregularities;
- the directors have prepared the annual accounts on a going concern basis; and
- the directors have laid down internal financial controls to be followed by the Company and that such internal financial controls are adequate and are operating effectively;
- the directors have devised proper systems to ensure compliance with the provisions of all applicable laws and that such systems are adequate and operating effectively.

20. STATUTORY AUDITORS

M/s. Rajendra Sharma & Associates, Chartered Accountants (FRN: 108390W) were appointed as the Statutory Auditors of the Company at the 27th Annual General Meeting of the Company held on 07th August, 2018 for a term of five consecutive years commencing from financial year 2017-18 up to Financial Year 2021-22, from conclusion of the 27th Annual General Meeting of the Company till the conclusion of the 32nd Annual General Meeting of the Company and their appointment would be placed for ratification by the members at every Annual General Meeting during the said term.

The Ministry of Corporate Affairs has notified amendments in the provisions of Section 139 of the Companies Act, 2013 and Rules made thereunder with effect from 7th May, 2018. Pursuant to the said amendments, the requirement for ratification of appointment of Statutory Auditors by the Shareholders at every subsequent Annual General Meeting till the conclusion of their tenure has been done away with.

AUDITORS' REPORT

Members' attention is invited to the observation made by the Auditors under "Qualified Opinion" appearing in Auditors Reports: *The Company has not provided for Post-Employment Benefits and other long-term employee benefits under Defined Benefit Plans on accrual basis but provides the same as and when they become due for payment. This method of accounting of Post-Employment Benefits and other long-term employee benefits under Defined Benefit Plans is in deviation with Ind AS – 19 on Employee Benefits. As there is no actuarial report or basis of calculation available with the management of such Post-Employment Benefits and other long-term employee benefits, the quantum of deviation cannot be ascertained. If the company had followed the method accounting as per Ind AS – 19, then employee benefit expense would have increased and correspondingly Profit for the period would have reduced.*

"The Board is of the opinion that the Provision for the Long term Employees are determined on the basis of actuarial Valuation Method & technique prescribed in the Accounting Standard. The Consulting fees by actuaries for determining the Provision for long term benefit Plan is even higher than the Annual Liability of the company for Long term benefits. The company has decided

to pay the Long term benefits as and when it becomes due as the amount is negligible and it is not going to make any impact on the financial Position of the company. Considering the size of the company and negligible liability, the company has not made provisions for Long term employee benefits & Defined benefits plan"

Members' attention is invited to the observation made by the Auditors under "Emphasis of matter" appearing in Auditors Reports.: Attention to note No. 32(i) on "Contingent Liabilities" forming part of financial statements which describes various tax demands liabilities against the Company under litigation, if decided against the company may have an adverse effect on the functioning of the company"

"The Board is of the opinion that Pursuant to Order dated 13.08.2015 of the Gujarat Value Added Tax Tribunal at Ahmedabad, Gujarat Vat demand pending before Gujarat VAT Department has been decided in the Company's favour. This will absolves the contingent liabilities of company related to Gujarat VAT (Tax and Penalty) pending before the Gujarat Value Added Tax Tribunal on year to year basis. Pursuant to said order of Gujarat Value Added Tax Tribunal, demands relating to Gujarat Entry Tax is also as similar as to case of Gujarat Vat Demand. For demand relating to Excise duty/excise rebates rejected pending at appellate stages, Board is of view that the demand raised is not sustainable.

21. COST AUDITOR

The Board of Directors, on the recommendation of Audit Committee, has appointed M/s. Pasari & Associates, Cost Accountants, (Firm Registration Number 100928) as Cost Auditor to conduct the audit of company's cost records for the financial year 2018-19 at a remuneration of ₹ 60,000/- (Rupees Sixty Thousands only) plus applicable service tax and reimbursement of out of pocket expenses. As required under the Companies Act, 2013, the remuneration of Cost Auditors as approved by the Board of Directors is subject to ratification by the shareholders at the ensuing Annual General Meeting and in this connection resolution seeking member's approval forms part of the Notice convening the 28th Annual General Meeting.

22. SECRETARIAL AUDIT

Mr. Dhiren R Dave, Surat, Practising Company Secretaries were appointed to conduct the secretarial audit of the Company for the financial year 2017-18, as required under Section 204 of the Companies Act, 2013 read with rules framed there under. The Secretarial Audit Report for F.Y 2017-18 is annexed as Annexure-3 to the Director's Report. There is no secretarial audit qualification for the year under review.

23. PARTICULARS OF LOANS, GUARANTEES OR INVESTMENTS MADE

Loans, Guarantees and Investments covered under Section 186 of the Companies Act, 2013 form part of the notes to the financial statements provided in this Annual Report.

24. CONTRACTS AND ARRANGEMENTS WITH RELATED PARTIES

All transactions entered with Related Parties for the year under review were on arm's length basis and in the ordinary course of business and that the provisions of Section 188 of the Companies Act, 2013 and the Rules made thereunder are not attracted. Thus, disclosure in form AOC-2 in terms of Section 134 of the Companies Act, 2013 is not required. Further, there are no material related party transactions during the year under review with the Promoters, Directors or Key Managerial Personnel. The transactions with related parties as per requirements of Indian Accounting Standard (IND AS-24)- 'Related Party Disclosures' are disclosed in Note No. 36 of Notes to Accounts. All Related Party Transactions are placed before the Audit Committee as also to the Board for approval. Omnibus approval was obtained for transactions which are of repetitive nature. The policy on materiality of Related Party Transactions as approved by the Board of Directors has been uploaded on the website of the Company. The web-link of the same has been provided in the Corporate Governance Report. None of the Directors/KMP has any pecuniary relationship or transactions vis-à-vis the Company.

25. DEVELOPMENT AND IMPLEMENTATION OF A RISK MANAGEMENT POLICY

Pursuant to the provisions of the Companies Act, 2013 and the SEBI (Listing Obligations and Disclosure Requirements) Regulations, 2015, the Board formally adopted steps for framing, implementing and monitoring the risk management plan for the Company by way of Risk Management Policy. The main objective of this policy is to ensure sustainable business growth with stability and to promote a pro-active approach in reporting, evaluating and mitigating risks associated with the business. The policy establishes a structured and disciplined approach to Risk Management, in order to guide decisions on risk related issues. In today's challenging and competitive environment, strategies for mitigating inherent risks associated with business and for accomplishing the growth plans of the Company, are imperative. The common risks inter alia are risks emanating from; Regulations, Competition, Business, Technology obsolescence, Investments, retention of talent, finance, politics and fidelity. As a matter of policy, these risks are assessed and steps as appropriate are taken to mitigate the same. The Risk Management Policy is also hosted on the Company's website www.mohitindustries.com.

26. MATERIAL CHANGES AND COMMITMENTS, IF ANY AFFECTING THE FINANCIAL POSITION OF THE COMPANY OCCURRED BETWEEN THE END OF THE FINANCIAL YEAR TO WHICH THESE FINANCIAL STATEMENTS RELATE AND THE DATE OF THE REPORT

There are no material changes or commitments affecting the financial position of the Company which have occurred between the end of the financial year and the date of this Report.

27. INTERNAL FINANCIAL CONTROLS

The Company has in place adequate internal financial controls with reference to financial statements. The Company's internal control system is commensurate with its size, scale and complexities of its operations. During the year, such controls were tested and no reportable material weaknesses in the design or operation were observed.

28. INSURANCE

The Company's building, plant and machineries, Stocks and other properties wherever necessary and to the extent required have been adequately insured.

29. LISTING OF SHARES AND LISTING FEES

The Equity Shares of your Company are listed and actively traded on the BSE Limited and the National Stock Exchange of India Limited. The Company has paid annual listing fees to the both stock exchanges for the financial year 2018-19.

30. REMUNERATION AND PARTICULARS OF EMPLOYEES

The information required under Section 197 of the Companies Act, 2013 read with Rule 5(1) and Rule 5(2) of the Companies (Appointment and Remuneration of Managerial Personnel) Rules, 2014, is annexed as Annexure -4 to the Director's Report.

31. INDUSTRIAL RELATIONS

The Company maintained healthy, cordial and harmonious industrial relations at all levels.

32. TRANSFER OF UNCLAIMED AMOUNTS TO IEPF

During the period under review, the Company has transferred the unclaimed dividend amount of ₹ 80,623/-, pertaining to Financial Year 2009-10 (Final Dividend) to the IEPF pursuant to provision of Section 125 of the Companies Act, 2013. The Company has also transferred 10,752 Equity Shares of ₹ 10/- each to the IEPF Account on which the dividends had remained unpaid or unclaimed for seven consecutive years or more after following the prescribed procedure.

33. CONSERVATION OF ENERGY, TECHNOLOGY ABSORPTION AND FOREIGN EXCHANGE EARNINGS AND OUTGO

As required under Section 134(3)(m) of the Companies Act, 2013 read with Rule 8 of the Companies (Accounts) Rules, 2014 the particulars relating to conservation of energy, technology absorption and foreign exchange earnings and outgo is annexed as Annexure- 5 to the Director's Report.

34. DISCLOSURE UNDER SEXUAL HARASSMENT OF WOMEN AT WORKPLACE (PREVENTION, PROHIBITION AND REDRESSAL), ACT, 2013

The Company has complied with provisions relating to the constitution of Internal Complaints Committee under the Sexual Harassment of Women at Workplace (Prevention, Prohibition and Redressal) Act, 2013. All employees (permanent, contractual, temporary, trainees) are covered under this policy. Your Directors further state that during the year under review, No complaint was received from any employee during F.Y 2017-18 and hence no complaint is outstanding as on 31st March, 2018 for redressal.

35. DETAILS OF SIGNIFICANT OR MATERIAL ORDERS PASSED BY THE REGULATORS OR COURTS

During the year under review, there are not any significant or material orders passed by the Regulators or Courts or tribunals impacting the going concern status and your Company's operations in future.

36. ACKNOWLEDGMENT

The Board of Directors wishes to place on record its appreciation for the commitment, dedication and hard work done by the employees in the Company and the cooperation extended by Banks, Government authorities, customers and shareholders of the Company and looks forward to a continued mutual support and co-operation.

For and on behalf of the Board of Directors

Date : August 14, 2018
Place : Surat

For Mohit Industries Limited
Sd/-
(Narayan Saboo)
Managing Director

For Mohit Industries Limited
Sd/-
(Manish Saboo)
Director & CFO

ANNEXURE - 1 TO DIRECTORS' REPORT FORM NO. MGT 9

EXTRACT OF ANNUAL RETURN AS ON FINANCIAL YEAR ENDED ON 31/03/2018

[Pursuant to Section 92 (3) of the Companies Act, 2013 and rule 12(1) of the Company (Management & Administration) Rules, 2014]

I. REGISTRATION & OTHER DETAILS

1.	CIN	L17119GJ1991PLC015074
2.	Registration Date	18/02/1991
3.	Name of the Company	MOHIT INDUSTRIES LIMITED
4.	Category/Sub-category of the Company	Public Company Limited by Shares / Indian Non-Government Company
5.	Address of the Registered office & contact details	601-B, "A" Wing, International Trade Centre, Majura Gate Crossing, Ring Road, Surat 395002, Gujarat, India Phone: +91-261-2463261/62/63 Fax: +91-261-2463264 E-mail : contact@mohitindustries.com
6.	Whether listed company	Yes
7.	Name, Address & contact details of the Registrar & Transfer Agent, if any.	ADROIT CORPORATE SERVICES PVT. LTD. 17-20, Jafferbhoy Ind. Estate, 1st Floor, Makwana Road, Marol Naka, Andheri (E), Mumbai 400059, India Phone : + 91-22-42270400 / 42270422 Fax :+ 91-22-28503748 E-mail: info@adroitcorporate.com

II. PRINCIPAL BUSINESS ACTIVITIES OF THE COMPANY

(All the business activities contributing 10 % or more of the total turnover of the company shall be stated)

Sr. no	Name and Description of main products / services	NIC Code of the Product/service	% to total turnover of the company
1	FABRIC	1312	20.91%
2	YARN	1312	79.09%

III. PARTICULARS OF HOLDING, SUBSIDIARY & ASSOCIATE COMPANIES

SI No	Name & Address of the Company	CIN/GLN	Holding/ Subsidiary/ Associate	% of Shares held	Applicable Section
1	MAXUM METALS PRIVATE LIMITED Registered office at 601-B, "A" Wing, International Trade Centre, Majura Gate Crossing, Ring Road, Surat 395002, Gujarat, India	U28112GJ2015PTC084147	SUBSIDIARY	51.00%	Section 2(87)
2	MOHIT YARNS LIMITED Registered office at 420,4th Floor, Corporate Avenue, Sonawala Road, Goregaon (East) Mumbai 400063 Maharashtra, India	U17119MH1993PLC302664	ASSOCIATE	46.69%	Section 2(6)
3	MOHIT OVERSEAS LIMITED Registered office at 420,4th Floor, Corporate Avenue, Sonawala Road, Goregaon (East) Mumbai 400063 Maharashtra, India	U17299MH1991PLC302663	ASSOCIATE	49.25%	Section 2(6)
4	MOHIT E-WASTE RECOVERY PRIVATE LIMITED Registered office at 601-B, "A" Wing, International Trade Centre, Majura Gate Crossing, Ring Road, Surat 395002, Gujarat, India	U17100GJ2005PTC046324	ASSOCIATE	48.50%	Section 2(6)

IV. SHARE HOLDING PATTERN (Equity Share Capital Breakup as percentage of Total Equity)

i) Category-wise Share Holding

Category of Shareholders	No. of Shares held at the beginning of the year				No. of Shares held at the end of the year				% Change during the year
	Physical	Demat	Total	% of Total Shares	Physical	Demat	Total	% of Total Shares	
(A) Shareholding of Promoter & Promoter Group									
1 Indian									
(a) Individuals/ HUF	-	-	-	0.00	-	-	-	0.00	0.00
(b) Central Govt./ State Govt.(s)	-	-	-	0.00	-	-	-	0.00	0.00
(c) Bodies Corporate	-	57,38,112	57,38,112	40.53	-	55,98,112	55,98,112	39.54	-0.99
(d) Financial Institutions/ Banks	-	-	-	0.00	-	-	-	0.00	0.00
(e) Any Others(Specify)	-	-	-	0.00	-	-	-	0.00	0.00
(e-i) Directors Relatives	-	19,51,353	19,51,353	13.78	-	6,21,453	6,21,453	4.39	-9.39
(e-ii) Directors	-	19,77,954	19,77,954	13.97	-	8,37,954	8,37,954	5.92	-8.05
Sub Total(A)(1)	-	96,67,419	96,67,419	68.28	-	70,57,519	70,57,519	49.85	-18.43
2 Foreign									
a Individuals (NRI/Foreign Individuals)	-	-	-	0.00	-	-	-	0.00	0.00
b Bodies Corporate	-	-	-	0.00	-	-	-	0.00	0.00
c Institutions	-	-	-	0.00	-	-	-	0.00	0.00
d Qualified Foreign Investor	-	-	-	0.00	-	-	-	0.00	0.00
e Any Others(Specify)	-	-	-	0.00	-	-	-	0.00	0.00
Sub Total(A)(2)	-	-	-	0.00	-	-	-	0.00	0.00
Total Shareholding of Promoter and Promoter Group (A)= (A)(1)+(A)(2)	-	96,67,419	96,67,419	68.28	-	70,57,519	70,57,519	49.85	-18.43
(B) Public shareholding									
1 Institutions									
(a) Mutual Funds/ UTI	-	-	-	0.00	-	-	-	0.00	0.00
(b) Financial Institutions / Banks	-	-	-	0.00	-	73,966	73,966	0.52	0.52
(c) Central Government/ State Government(s)	-	-	-	0.00	-	-	-	0.00	0.00
(d) Venture Capital Funds	-	-	-	0.00	-	-	-	0.00	0.00
(e) Insurance Companies	-	-	-	0.00	-	-	-	0.00	0.00
(f) Foreign Institutional Investors	-	-	-	0.00	-	-	-	0.00	0.00
(g) Foreign Venture Capital Investors	-	-	-	0.00	-	-	-	0.00	0.00
(h) Qualified Foreign Investor	-	-	-	0.00	-	-	-	0.00	0.00
(i) Any Other (specify)	-	-	-	0.00	-	-	-	0.00	0.00
Sub-Total (B)(1)	-	-	-	0.00	-	73,966	73,966	0.52	0.52
2 Non-institutions									
(a) Bodies Corporate	1,500	20,58,248	20,59,748	14.55	-	16,31,106	16,31,106	11.52	-3.03
(b) Individuals									
I Ind-Hold nominal shr capital upto Rs.1L	35,032	11,82,285	12,17,317	8.60	23,332	46,16,430	46,39,762	32.77	24.17
II Ind-Hold nominal shr capital in excess of Rs.1L	-	11,47,109	11,47,109	8.10	-	6,50,298	6,50,298	4.59	-3.51
(c) Qualified Foreign Investor	-	-	-	0.00	-	-	-	0.00	0.00
(d) Any Other (specify)	-	-	-	0.00	-	-	-	0.00	0.00
(d-ii) Clearing member	-	55,676	55,676	0.39	-	50,104	50,104	0.35	-0.04
(d-iii) NRIs	-	10,305	10,305	0.07	-	39,067	39,067	0.28	0.20
(d-iv) Trusts	-	1	1	0.00	-	5,001	5,001	0.04	0.04
(d-iv) Investor Education and protection Fund	-	-	-	0.00	-	10,752	10,752	0.08	0.08
Sub-Total (B)(2)	36,532	44,53,624	44,90,156	31.72	23,332	70,02,758	70,26,090	49.63	17.91
Total Public Shareholding (B)= (B)(1)+(B)(2)	36,532	44,53,624	44,90,156	31.72	23,332	70,76,724	71,00,056	50.15	18.43
TOTAL (A)+(B)	36,532	1,41,21,043	1,41,57,575	100.00	23,332	1,41,34,243	1,41,57,575	100.00	0.00
(C) Shares held by Custodians and against which Depository Receipts have been issued									
1 Promoter and Promoter Group	-	-	-	0.00	-	-	-	0.00	0.00
2 Public	-	-	-	0.00	-	-	-	0.00	0.00
Sub-Total (C)	-	-	-	0.00	-	-	-	0.00	0.00
GRAND TOTAL (A)+(B)+(C)	36,532	1,41,21,043	1,41,57,575	100.00	23,332	1,41,34,243	1,41,57,575	100.00	0.00

(ii) Shareholding of Promoters

Sr. No.	Shareholder's Name	No. of Shares held at the beginning of the year			No. of Shares held at the end of the year			% Change during the year
		Number of shares	% of total Shares of the company	% of Shares Pledged / encumbered to total shares	Number of shares	% of total Shares of the company	% of Shares Pledged / encumbered to total shares	
1	AYUSHI MANISH SABOO	2,00,000	1.41	0.00	60,000	0.42	0.00	-0.99
2	MADHU NARAYAN SABOO	8,25,651	5.83	0.00	2,80,651	1.98	0.00	-3.85
3	MANISH N. SABOO	2,65,440	1.87	0.00	75,440	0.53	0.00	-1.34
4	MASK INVESTMENTS LIMITED	14,98,881	10.59	0.00	14,28,881	10.09	0.00	-0.49
5	MOHIT EXIM PVT. LTD	6,00,000	4.24	0.00	6,00,000	4.24	0.00	0.00
6	MOHIT NARAYAN SABOO	3,02,836	2.14	0.00	1,62,836	1.15	0.00	-0.99
7	MOHIT OVERSEAS LIMITED	15,98,622	11.29	0.00	15,98,622	11.29	0.00	0.00
8	MOHIT YARNS LIMITED	20,40,609	14.41	0.00	19,70,609	13.92	0.00	-0.49
9	NARAYAN S SABOO	8,94,069	6.32	0.00	4,44,069	3.14	0.00	-3.18
10	NARAYAN SITARAM SABOO (HUF)	2,72,866	1.93	0.00	27,866	0.20	0.00	-1.73
11	NARESH S SABOO	2,68,424	1.90	0.00	78,424	0.55	0.00	-1.34
12	SITARAM N SABOO	5,50,021	3.88	0.00	2,40,021	1.70	0.00	-2.19
13	SITARAM NANDLAL SABOO (HUF)	1,50,000	1.06	0.00	30,100	0.21	0.00	-0.85
14	SONIA SABOO	2,00,000	1.41	0.00	60,000	0.42	0.00	-0.99
	TOTAL	96,67,419	68.28	0.00	70,57,519	49.85	0.00	-18.43

(iii) Change in Promoters' Shareholding

Sr. No.	Name of the shareholder	Shareholding at the beginning of the year		Cumulative Shareholding during the year	
		Number of shares	% of total Shares of the company	Number of shares	% of total Shares of the company
1	AYUSHI MANISH SABOO				
	At the beginning of the year	2,00,000	1.41	2,00,000	1.41
	11/01/2018	-70,000	-0.49	1,30,000	0.92
	17/01/2018	-70,000	-0.49	60,000	0.42
	At the end of the year			60,000	0.42
2	MADHU NARAYAN SABOO				
	At the beginning of the year	8,25,651	5.83	8,25,651	5.83
	17/07/2017	(50,000)	-0.35	7,75,651	5.48
	22/07/2017	(25,000)	-0.18	7,50,651	5.30
	17/11/2017	(20,000)	-0.14	7,30,651	5.16
	21/12/2017	(70,000)	-0.49	6,60,651	4.67
	04/01/2018	(70,000)	-0.49	5,90,651	4.17
	10/01/2018	(70,000)	-0.49	5,20,651	3.68
	11/01/2018	(70,000)	-0.49	4,50,651	3.18
	12/01/2018	(50,000)	-0.35	4,00,651	2.83
	17/01/2018	(70,000)	-0.49	3,30,651	2.34
	25/01/2018	(50,000)	-0.35	2,80,651	1.98
		At the end of the year			2,80,651
3	MANISH NARAYAN SABOO				
	At the beginning of the year	2,65,440	1.87	2,65,440	1.87
	11/01/2018	(70,000)	-0.49	1,95,440	1.38
	17/01/2018	(70,000)	-0.49	1,25,440	0.89
	25/01/2018	(50,000)	-0.35	75,440	0.53
	At the end of the year			75,440	0.53
4	MASK INVESTMENTS LIMITED				
	At the beginning of the year	14,98,881	10.59	14,98,881	10.59
	17/11/2017	(70,000)	-0.49	14,28,881	10.09
	At the end of the year			14,28,881	10.09

5	MOHIT NARAYAN SABOO					
	At the beginning of the year	3,02,836	2.14	3,02,836	2.14	
	11/01/2018	(70,000)	-0.49	2,32,836	1.64	
	17/01/2018	(70,000)	-0.49	1,62,836	1.15	
	At the end of the year			1,62,836	1.15	
6	MOHIT YARNS LIMITED					
	At the beginning of the year	20,40,609	14.41	20,40,609	14.41	
	17/11/2017	(70,000)	-0.49	19,70,609	13.92	
	At the end of the year			19,70,609	13.92	
7	NARAYAN SABOO					
	At the beginning of the year	8,94,069	6.32	8,94,069	6.32	
	21/12/2017	(70,000)	-0.49	8,24,069	5.82	
	04/01/2018	(50,000)	-0.35	7,74,069	5.47	
	11/01/2018	(70,000)	-0.49	7,04,069	4.97	
	12/01/2018	(70,000)	-0.49	6,34,069	4.48	
	17/01/2018	(70,000)	-0.49	5,64,069	3.98	
	18/01/2018	(70,000)	-0.49	4,94,069	3.49	
	01/02/2018	(50,000)	-0.35	4,44,069	3.14	
		At the end of the year			4,44,069	3.14
	8	NARAYAN SITARAM SABOO HUF				
At the beginning of the year		2,72,866	1.93	2,72,866	1.93	
14/07/2017		(25,000)	-0.18	2,47,866	1.75	
17/07/2017		(25,000)	-0.18	2,22,866	1.57	
19/07/2017		(25,000)	-0.18	1,97,866	1.40	
10/01/2018		(70,000)	-0.49	1,27,866	0.90	
11/01/2018		(70,000)	-0.49	57,866	0.41	
17/01/2018		(30,000)	-0.21	27,866	0.20	
		At the end of the year			27,866	0.20
9	NARESH SABOO					
	At the beginning of the year	2,68,424	1.90	2,68,424	1.90	
	11/01/2018	(70,000)	-0.49	1,98,424	1.40	
	17/01/2018	(70,000)	-0.49	1,28,424	0.91	
	18/01/2018	(50,000)	-0.35	78,424	0.55	
	At the end of the year			78,424	0.55	
10	SITARAM SABOO					
	At the beginning of the year	5,50,021	3.88	5,50,021	3.88	
	10/01/2018	(60,000)	-0.42	4,90,021	3.46	
	11/01/2018	(70,000)	-0.49	4,20,021	2.97	
	12/01/2018	(30,000)	-0.21	3,90,021	2.75	
	17/01/2018	(70,000)	-0.49	3,20,021	2.26	
	18/01/2018	(30,000)	-0.21	2,90,021	2.05	
	01/02/2018	(50,000)	-0.35	2,40,021	1.70	
	At the end of the year			2,40,021	1.70	
11	SITARAM SABOO HUF					
	At the beginning of the year	1,50,000	1.06	1,50,000	1.06	
	21/12/2017	(19,900)	-0.14	1,30,100	0.92	
	04/01/2018	(30,000)	-0.21	1,00,100	0.71	
	11/01/2018	(70,000)	-0.49	30,100	0.21	
	At the end of the year			30,100	0.21	
12	SONIA NARESH SABOO					
	At the beginning of the year	2,00,000	1.41	2,00,000	1.41	
	11/01/2018	-70,000	-0.49	1,30,000	0.92	
	17/01/2018	-70,000	-0.49	60,000	0.42	
	At the end of the year			60,000	0.42	

(iv) Shareholding Pattern of top ten Shareholders (other than Directors, Promoters and Holders of GDRs and ADRs)

Sr. No.	For Each of the Top 10 Shareholders	Shareholding at the beginning of the year		Cumulative Shareholding during the year	
		Number of shares	% of total Shares of the company	Number of shares	% of total Shares of the company
1	NXT FAB PRIVATE LIMITED				
	At the beginning of the year	7,24,693	5.12	7,24,693	5.12
	24/11/2017	(70,000)	-0.49	6,54,693	4.62
	At the end of the year			6,54,693	4.62
2	NXT POLYESTER PRIVATE LIMITED				
	At the beginning of the year	2,87,244	2.03	2,87,244	2.03
	24/11/2017	(70,000)	-0.49	2,17,244	1.53
	At the end of the year			2,17,244	1.53
3	C. M. GOENKA STOCK BROKERS PVT. LTD.				
	At the beginning of the year	1,00,929	0.71	1,00,929	0.71
	07/04/2017	1,00,000	0.71	2,00,929	1.42
	14/04/2017	1,07,800	0.76	3,08,729	2.18
	21/04/2017	1,82,424	1.29	4,91,153	3.47
	28/04/2017	1,14,316	0.81	6,05,469	4.28
	05/05/2017	(75,905)	-0.54	5,29,564	3.74
	12/05/2017	(2,29,564)	-1.62	3,00,000	2.12
	14/07/2017	(3,00,000)	-2.12	-	0.00
	21/07/2017	55,000	0.39	55,000	0.39
	28/07/2017	(25,000)	-0.18	30,000	0.21
	01/09/2017	(25,000)	-0.18	5,000	0.04
	29/09/2017	(5,000)	-0.04	-	0.00
	24/11/2017	500	0.00	500	0.00
	01/12/2017	(300)	0.00	200	0.00
	08/12/2017	(200)	0.00	-	0.00
	At the end of the year			-	0.00
4	SHREE VISHWAMURTE TRADINVEST PVT LD				
	At the beginning of the year	3,82,561	2.70	3,82,561	2.70
	07/04/2017	(1,20,000)	-0.85	2,62,561	1.85
	14/04/2017	20,000	0.14	2,82,561	2.00
	05/05/2017	19,000	0.13	3,01,561	2.13
	21/07/2017	95,596	0.68	3,97,157	2.81
	28/07/2017	(1,00,000)	-0.71	2,97,157	2.10
	04/08/2017	(2,85,000)	-2.01	12,157	0.09
	11/08/2017	(10,000)	-0.07	2,157	0.02
	18/08/2017	13,000	0.09	15,157	0.11
	08/09/2017	1,012	0.01	16,169	0.11
	15/09/2017	70,000	0.49	86,169	0.61
	22/09/2017	(80,000)	-0.57	6,169	0.04
	29/09/2017	2,000	0.01	8,169	0.06
	17/11/2017	(6,000)	-0.04	2,169	0.02
	01/12/2017	(2,169)	-0.02	-	0.00
	At the end of the year			-	0.00
5	ASHIKA STOCK BROKING LTD. - CLIENT A/C				
	At the beginning of the year	1,75,097	1.24	1,75,097	1.24
	07/04/2017	615	0.00	1,75,712	1.24

14/04/2017	3,390	0.02	1,79,102	1.27
21/04/2017	(3,545)	-0.03	1,75,557	1.24
28/04/2017	4,045	0.03	1,79,602	1.27
05/05/2017	(219)	0.00	1,79,383	1.27
12/05/2017	(1,05,271)	-0.74	74,112	0.52
02/06/2017	(58,890)	-0.42	15,222	0.11
09/06/2017	(15,212)	-0.11	10	0.00
16/06/2017	745	0.01	755	0.01
23/06/2017	10,597	0.07	11,352	0.08
30/06/2017	(6,352)	-0.04	5,000	0.04
07/07/2017	(4,910)	-0.03	90	0.00
14/07/2017	(90)	0.00	-	0.00
11/08/2017	20,128	0.14	20,128	0.14
18/08/2017	(100)	0.00	20,028	0.14
08/09/2017	22,672	0.16	42,700	0.30
15/09/2017	(569)	0.00	42,131	0.30
13/10/2017	(42,131)	-0.30	-	0.00
20/10/2017	12,000	0.08	12,000	0.08
27/10/2017	(12,000)	-0.08	-	0.00
03/11/2017	1,000	0.01	1,000	0.01
10/11/2017	(599)	0.00	401	0.00
17/11/2017	5,599	0.04	6,000	0.04
24/11/2017	(3,000)	-0.02	3,000	0.02
01/12/2017	350	0.00	3,350	0.02
08/12/2017	2,956	0.02	6,306	0.04
15/12/2017	(2,014)	-0.01	4,292	0.03
22/12/2017	(1,440)	-0.01	2,852	0.02
29/12/2017	2,800	0.02	5,652	0.04
05/01/2018	2,271	0.02	7,923	0.06
12/01/2018	29	0.00	7,952	0.06
19/01/2018	60	0.00	8,012	0.06
25/01/2018	(1,307)	-0.01	6,705	0.05
02/02/2018	122	0.00	6,827	0.05
09/02/2018	40	0.00	6,867	0.05
16/02/2018	(120)	0.00	6,747	0.05
23/02/2018	(817)	-0.01	5,930	0.04
02/03/2018	2	0.00	5,932	0.04
09/03/2018	490	0.00	6,422	0.05
16/03/2018	(1,050)	-0.01	5,372	0.04
30/03/2018	(1,300)	-0.01	4,072	0.03
At the end of the year			4,072	0.03
6 HEERA CHANDANMAL GUJRANI				
At the beginning of the year	2,12,000	1.50	2,12,000	1.50
05/05/2017	(2,12,000)	-1.50	-	0.00
At the end of the year			-	0.00
7 DIPAK RAMNIKLAL SHAH				
At the beginning of the year	98,515	0.70	98,515	0.70
28/04/2017	-1000	-0.01	97,515	0.69
05/05/2017	-4000	-0.03	93,515	0.66
12/05/2017	-9100	-0.06	84,415	0.60
19/05/2017	-7203	-0.05	77,212	0.55
26/05/2017	-23658	-0.17	53,554	0.38

	02/06/2017	-16262	-0.11	37,292	0.26
	09/06/2017	-5215	-0.04	32,077	0.23
	16/06/2017	-7077	-0.05	25,000	0.18
	13/10/2017	-4000	-0.03	21,000	0.15
	24/11/2017	-6000	-0.04	15,000	0.11
	01/12/2017	-3500	-0.02	11,500	0.08
	15/12/2017	-2500	-0.02	9,000	0.06
	22/12/2017	-2500	-0.02	6,500	0.05
	29/12/2017	-6500	-0.05	-	0.00
	At the end of the year			-	0.00
8	HARESH GIRDHARILAL CHHABRIA				
	At the beginning of the year	78,300	0.55	78,300	0.55
	21/04/2017	(18,900)	-0.13	59,400	0.42
	28/04/2017	(9,000)	-0.06	50,400	0.36
	05/05/2017	(5,400)	-0.04	45,000	0.32
	12/05/2017	(1,982)	-0.01	43,018	0.30
	19/05/2017	(16,018)	-0.11	27,000	0.19
	26/05/2017	(13,622)	-0.10	13,378	0.09
	02/06/2017	(4,378)	-0.03	9,000	0.06
	09/06/2017	(5,400)	-0.04	3,600	0.03
	23/06/2017	(3,600)	-0.03	-	0.00
	At the end of the year			-	0.00
9	RAMASAMY KALAISELVAN				
	At the beginning of the year	27,340	0.19	27,340	0.19
	07/04/2017	(26)	0.00	27,314	0.19
	21/04/2017	(27,314)	-0.19	-	0.00
	15/09/2017	25,276	0.18	25,276	0.18
	22/09/2017	(7,296)	-0.05	17,980	0.13
	29/09/2017	28,398	0.20	46,378	0.33
	20/10/2017	1,251	0.01	47,629	0.34
	27/10/2017	11,790	0.08	59,419	0.42
	31/10/2017	(10,000)	-0.07	49,419	0.35
	10/11/2017	(7,762)	-0.05	41,657	0.29
	17/11/2017	550	0.00	42,207	0.30
	24/11/2017	(42,207)	-0.30	-	0.00
	19/01/2018	91,960	0.65	91,960	0.65
	02/02/2018	5,323	0.04	97,283	0.69
	23/02/2018	18,750	0.13	1,16,033	0.82
	23/03/2018	(900)	-0.01	1,15,133	0.81
	30/03/2018	903	0.01	1,16,036	0.82
	At the end of the year			1,16,036	0.82
10	KARVY STOCK BROKING LTD- F-O MARGIN				
	At the beginning of the year	10,630	0.08	10,630	0.08
	07/04/2017	(3,826)	-0.03	6,804	0.05
	14/04/2017	585	0.00	7,389	0.05
	21/04/2017	(4,500)	-0.03	2,889	0.02
	28/04/2017	(735)	-0.01	2,154	0.02
	05/05/2017	(250)	0.00	1,904	0.01
	12/05/2017	50	0.00	1,954	0.01
	19/05/2017	366	0.00	2,320	0.02
	26/05/2017	100	0.00	2,420	0.02
	02/06/2017	1,427	0.01	3,847	0.03

09/06/2017	1,545	0.01	5,392	0.04
16/06/2017	(711)	-0.01	4,681	0.03
23/06/2017	444	0.00	5,125	0.04
30/06/2017	(3,307)	-0.02	1,818	0.01
07/07/2017	170	0.00	1,988	0.01
14/07/2017	(310)	0.00	1,678	0.01
21/07/2017	200	0.00	1,878	0.01
28/07/2017	(54)	0.00	1,824	0.01
04/08/2017	1,683	0.01	3,507	0.02
11/08/2017	3,510	0.02	7,017	0.05
18/08/2017	(50)	0.00	6,967	0.05
25/08/2017	196	0.00	7,163	0.05
01/09/2017	749	0.01	7,912	0.06
08/09/2017	(199)	0.00	7,713	0.05
15/09/2017	(511)	0.00	7,202	0.05
22/09/2017	(250)	0.00	6,952	0.05
20/10/2017	900	0.01	7,852	0.06
27/10/2017	(846)	-0.01	7,006	0.05
31/10/2017	(500)	0.00	6,506	0.05
03/11/2017	(30)	0.00	6,476	0.05
10/11/2017	(199)	0.00	6,277	0.04
17/11/2017	2,698	0.02	8,975	0.06
24/11/2017	28,086	0.20	37,061	0.26
01/12/2017	16,006	0.11	53,067	0.37
08/12/2017	4,988	0.04	58,055	0.41
15/12/2017	(3,470)	-0.02	54,585	0.39
22/12/2017	577	0.00	55,162	0.39
29/12/2017	9,053	0.06	64,215	0.45
05/01/2018	(12,214)	-0.09	52,001	0.37
12/01/2018	32,344	0.23	84,345	0.60
19/01/2018	15,703	0.11	1,00,048	0.71
25/01/2018	(2,707)	-0.02	97,341	0.69
02/02/2018	(6,192)	-0.04	91,149	0.64
09/02/2018	(4,653)	-0.03	86,496	0.61
16/02/2018	(853)	-0.01	85,643	0.60
23/02/2018	(386)	0.00	85,257	0.60
02/03/2018	(1,522)	-0.01	83,735	0.59
09/03/2018	1,612	0.01	85,347	0.60
16/03/2018	(1,571)	-0.01	83,776	0.59
23/03/2018	1,076	0.01	84,852	0.60
30/03/2018	2,079	0.01	86,931	0.61
At the end of the year			86,931	0.61
11 SHAREKHAN LIMITED				
At the beginning of the year	3,787	0.03	3,787	0.03
07/04/2017	(890)	-0.01	2,897	0.02
14/04/2017	(816)	-0.01	2,081	0.01
21/04/2017	5,625	0.04	7,706	0.05
28/04/2017	(5,913)	-0.04	1,793	0.01
05/05/2017	1,276	0.01	3,069	0.02
12/05/2017	(1,148)	-0.01	1,921	0.01
19/05/2017	(120)	0.00	1,801	0.01
26/05/2017	(301)	0.00	1,500	0.01

02/06/2017	3,316	0.02	4,816	0.03
09/06/2017	(3,138)	-0.02	1,678	0.01
16/06/2017	4,338	0.03	6,016	0.04
23/06/2017	13,768	0.10	19,784	0.14
30/06/2017	(15,555)	-0.11	4,229	0.03
07/07/2017	(1,119)	-0.01	3,110	0.02
14/07/2017	(2,042)	-0.01	1,068	0.01
21/07/2017	244	0.00	1,312	0.01
28/07/2017	(757)	-0.01	555	0.00
31/07/2017	(500)	0.00	55	0.00
04/08/2017	1,303	0.01	1,358	0.01
11/08/2017	3,620	0.03	4,978	0.04
18/08/2017	(1,947)	-0.01	3,031	0.02
25/08/2017	90	0.00	3,121	0.02
01/09/2017	(873)	-0.01	2,248	0.02
08/09/2017	(385)	0.00	1,863	0.01
15/09/2017	350	0.00	2,213	0.02
22/09/2017	(1,283)	-0.01	930	0.01
29/09/2017	(410)	0.00	520	0.00
06/10/2017	(115)	0.00	405	0.00
13/10/2017	1,154	0.01	1,559	0.01
20/10/2017	38	0.00	1,597	0.01
27/10/2017	1,411	0.01	3,008	0.02
31/10/2017	(1,151)	-0.01	1,857	0.01
03/11/2017	(17)	0.00	1,840	0.01
10/11/2017	(160)	0.00	1,680	0.01
17/11/2017	6,465	0.05	8,145	0.06
24/11/2017	45,974	0.32	54,119	0.38
01/12/2017	5,246	0.04	59,365	0.42
08/12/2017	(24,264)	-0.17	35,101	0.25
15/12/2017	(2,929)	-0.02	32,172	0.23
22/12/2017	6,762	0.05	38,934	0.28
29/12/2017	(2,991)	-0.02	35,943	0.25
05/01/2018	24,477	0.17	60,420	0.43
12/01/2018	(5,893)	-0.04	54,527	0.39
19/01/2018	31,675	0.22	86,202	0.61
25/01/2018	(11,974)	-0.08	74,228	0.52
02/02/2018	(16,802)	-0.12	57,426	0.41
09/02/2018	1,382	0.01	58,808	0.42
16/02/2018	(1,419)	-0.01	57,389	0.41
23/02/2018	(13,010)	-0.09	44,379	0.31
02/03/2018	(647)	0.00	43,732	0.31
09/03/2018	1,209	0.01	44,941	0.32
16/03/2018	(3,368)	-0.02	41,573	0.29
23/03/2018	7,978	0.06	49,551	0.35
30/03/2018	(7,954)	-0.06	41,597	0.29
At the end of the year			41,597	0.29
12 AXIS BANK LIMITED				
At the beginning of the year	-	0.00	-	0.00
02/06/2017	1,211	0.01	1,211	0.01
09/06/2017	(250)	0.00	961	0.01
16/06/2017	(250)	0.00	711	0.01

28/07/2017	27,000	0.19	27,711	0.20
31/07/2017	(711)	-0.01	27,000	0.19
25/08/2017	19,245	0.14	46,245	0.33
01/09/2017	(412)	0.00	45,833	0.32
29/09/2017	(50)	0.00	45,783	0.32
27/10/2017	7,500	0.05	53,283	0.38
17/11/2017	(7,500)	-0.05	45,783	0.32
24/11/2017	(30)	0.00	45,753	0.32
08/12/2017	(420)	0.00	45,333	0.32
22/12/2017	12,508	0.09	57,841	0.41
29/12/2017	(11,008)	-0.08	46,833	0.33
12/01/2018	15,000	0.11	61,833	0.44
19/01/2018	25,248	0.18	87,081	0.62
25/01/2018	(1,439)	-0.01	85,642	0.60
02/02/2018	4,283	0.03	89,925	0.64
09/02/2018	12,680	0.09	1,02,605	0.72
16/02/2018	(2,350)	-0.02	1,00,255	0.71
23/02/2018	(260)	0.00	99,995	0.71
02/03/2018	(14,279)	-0.10	85,716	0.61
09/03/2018	3,000	0.02	88,716	0.63
16/03/2018	(600)	0.00	88,116	0.62
23/03/2018	6,885	0.05	95,001	0.67
30/03/2018	(22,538)	-0.16	72,463	0.51
At the end of the year			72,463	0.51
13 ASTRAL AUTO PARTS PVT LTD				
At the beginning of the year	69,222	0.49	69,222	0.49
No changes	-	0.00	69,222	0.49
At the end of the year			69,222	0.49
14 SRILATHA TATA				
At the beginning of the year	-	0.00	-	0.00
19/01/2018	42,000	0.30	42,000	0.30
At the end of the year			42,000	0.30

Note : The above information is based on the weekly beneficiary position received from depositories.

(v) Shareholding of Directors and Key Managerial Personnel

Sr. No.	Each of Directors & KMP	Shareholding at the beginning of the year		Cumulative Shareholding during the year	
		Number of shares	% of total Shares of the company	Number of shares	% of total Shares of the company
1	Mr. Sitaram Saboo (Director)				
	At the beginning of the year	5,50,021	3.88	5,50,021	3.88
	10/01/2018	(60,000)	-0.42	4,90,021	3.46
	11/01/2018	(70,000)	-0.49	4,20,021	2.97
	12/01/2018	(30,000)	-0.21	3,90,021	2.75
	17/01/2018	(70,000)	-0.49	3,20,021	2.26
	18/01/2018	(30,000)	-0.21	2,90,021	2.05
	01/02/2018	(50,000)	-0.35	2,40,021	1.70
	At the end of the year			2,40,021	1.70

2	Mr. Narayan Saboo (Managing Director)				
	At the beginning of the year	8,94,069	6.32	8,94,069	6.32
	21/12/2017	(70,000)	-0.49	8,24,069	5.82
	04/01/2018	(50,000)	-0.35	7,74,069	5.47
	11/01/2018	(70,000)	-0.49	7,04,069	4.97
	12/01/2018	(70,000)	-0.49	6,34,069	4.48
	17/01/2018	(70,000)	-0.49	5,64,069	3.98
	18/01/2018	(70,000)	-0.49	4,94,069	3.49
	01/02/2018	(50,000)	-0.35	4,44,069	3.14
	At the end of the year			4,44,069	3.14
3	Mr. Naresh Saboo (Director)				
	At the beginning of the year	2,68,424	1.90	2,68,424	1.90
	11/01/2018	(70,000)	-0.49	1,98,424	1.40
	17/01/2018	(70,000)	-0.49	1,28,424	0.91
	18/01/2018	(50,000)	-0.35	78,424	0.55
At the end of the year			78,424	0.55	
4	Mr. Manish Narayan Saboo (CFO & Director)				
	At the beginning of the year	2,65,440	1.87	2,65,440	1.87
	11/01/2018	(70,000)	-0.49	1,95,440	1.38
	17/01/2018	(70,000)	-0.49	1,25,440	0.89
	25/01/2018	(50,000)	-0.35	75,440	0.53
At the end of the year			75,440	0.53	
5	Mr. Jayesh Gandhi (Independent Director)				
	At the beginning of the year	4,414	0.03	4,414	0.03
	01/12/2017	(4,000)	-0.03	414	0.00
At the end of the year			414	0.00	
6	Mr. Sachin Jain (Independent Director)				
	At the beginning of the year	-	0.00	-	0.00
	At the end of the year	-	0.00	-	0.00
7	Mr. Harmil Shah (Independent Director)				
	At the beginning of the year	-	0.00	-	0.00
	At the end of the year	-	0.00	-	0.00
8	Mrs. Pragya Memani (Independent Director)				
	At the beginning of the year	-	0.00	-	0.00
	At the end of the year	-	0.00	-	0.00
9	Miss. Swati Malu (Company Secretary)				
	At the beginning of the year	-	0.00	-	0.00
	At the end of the year	-	0.00	-	0.00

V INDEBTEDNESS

(Indebtedness of the Company including interest outstanding/accrued but not due for payment)

	Secured Loans excluding deposits	Unsecured Loans	Deposits	Total Indebtedness
Indebtedness at the beginning of the financial year				
i) Principal Amount	60,40,01,776	8,12,28,453	-	68,52,30,230
ii) Interest due but not paid	-	-	-	-
iii) Interest accrued but not due	16,26,056	-	-	16,26,056
Total (i+ii+iii)	60,56,27,832	8,12,28,453	-	68,68,56,286
Change in Indebtedness during the financial year				
* Addition	1,42,94,001	16,82,57,447	-	18,25,51,448
* Reduction	11,34,16,669	8,61,36,122	-	19,95,52,790
Net Change	(9,91,22,668)	8,21,21,325	-	(1,70,01,342)
Indebtedness at the end of the financial year				
i) Principal Amount	50,65,05,165	16,33,49,779	-	66,98,54,943
ii) Interest due but not paid	-	-	-	-
iii) Interest accrued but not due	6,04,390	-	-	6,04,390
Total (i+ii+iii)	50,71,09,555	16,33,49,779	-	67,04,59,333

VI REMUNERATION OF DIRECTORS AND KEY MANAGERIAL PERSONNEL**A. Remuneration to Managing Director, Whole time director and/or Manager**

Sr. No.	Particulars of Remuneration	Name of MD/WTD/Manager Director			Total Amount
		Mr. Narayan Saboo (Managing Director)	Mr. Naresh Saboo (Director)	Mr. Manish Saboo (Director & CFO)	
1	Gross salary				
	(a) Salary as per provisions contained in section 17(1) of the Income Tax. 1961.	1,80,000	1,80,000	1,80,000	5,40,000
	(b) Value of perquisites u/s 17(2) of the Income tax Act, 1961	-	-	-	-
	(c) Profits in lieu of salary under section 17(3) of the Income Tax Act, 1961	-	-	-	-
2	Stock option	-	-	-	-
3	Sweat Equity	-	-	-	-
4	Commission	-	-	-	-
	as % of profit	-	-	-	-
	others (specify)	-	-	-	-
5	Others, please specify	-	-	-	-
	Total (A)	1,80,000	1,80,000	1,80,000	5,40,000
	Ceiling as per the Act	₹ 9.19 lakhs (being 10 % of the net profit of the company as per section 198 of the Companies Act, 2013)			

B. Remuneration to other directors

Sr. No.	Particulars of Remuneration	Name of Directors				Total Amount
		Mr. Jayesh Gandhi	Mr. Sachin Jain	Mrs. Pragya Memani	Mr. Harmil Shah	
1	Independent Directors					
	(a) Fee for attending board committee meetings	-	-	-	-	-
	(b) Commission	-	-	-	-	-
	(c) Others, please specify	-	-	-	-	-
	Total (1)	-	-	-	-	-

Sr. No.	Particulars of Remuneration	Name of Directors				Total Amount
		Nil	Nil	Nil	Nil	
2	Other Non Executive Directors					Nil
	(a) Fee for attending board committee meetings					
	(b) Commission	-	-	-	-	-
	(c) Others, please specify.	-	-	-	-	-
	Total (2)	-	-	-	-	-
	Total (B)=(1+2)	-	-	-	-	-
	Total Managerial Remuneration (A+B)	₹ 5,40,000/-				
	Overall Ceiling as per the Act :	₹ 10.10 lakhs (being 11 % of the net profit of the company as per section 198 of the Companies Act, 2013)				

C. REMUNERATION TO KEY MANAGERIAL PERSONNEL OTHER THAN MD/MANAGER/WTD

Sr. No.	Particulars of Remuneration	Key Managerial personnel*			Total
		CEO	CFO (Mr. Manish Saboo)	Company Secretary (Ms. Swati Malu)	
1	Gross Salary				
	(a) Salary as per provisions contained in section 17(1) of the Income Tax Act, 1961.	-	1,80,000.00	3,58,114.00	5,38,114.00
	(b) Value of perquisites u/s 17(2) of the Income Tax Act, 1961	-	-	-	-
	(c) Profits in lieu of salary under section 17(3) of the Income Tax Act, 1961	-	-	-	-
2	Stock Option	-	-	-	-
3	Sweat Equity	-	-	-	-
4	Commission	-	-	-	-
	as % of profit	-	-	-	-
	others, specify	-	-	-	-
5	Others, please specify	-	-	-	-
	Total	-	1,80,000.00	3,58,114.00	5,38,114.00

* Remuneration to CEO/CFO is also already covered in Part A i.e. Remuneration to Managing Director, Whole-time Directors and/or Manager.

VII PENALTIES/PUNISHMENT/COMPOUNDING OF OFFENCES

Type	Section of the Companies Act	Brief Description	Details of Penalty/Punishment/Compounding fees imposed	Authority (RD/NCLT/Court)	Appeal made if any (give details)
A. COMPANY					
Penalty	NIL	NIL	NIL	N.A	N.A
Punishment	NIL	NIL	NIL	N.A	N.A
Compounding	NIL	NIL	NIL	N.A	N.A
B. DIRECTORS					
Penalty	NIL	NIL	NIL	N.A	N.A
Punishment	NIL	NIL	NIL	N.A	N.A
Compounding	NIL	NIL	NIL	N.A	N.A
C. OTHER OFFICERS IN DEFAULT					
Penalty	NIL	NIL	NIL	N.A	N.A
Punishment	NIL	NIL	NIL	N.A	N.A
Compounding	NIL	NIL	NIL	N.A	N.A

ANNEXURE-2 TO DIRECTORS' REPORT

NOMINATION AND REMUNERATION POLICY

NOMINATION AND REMUNERATION COMMITTEE

The Board of Directors of Mohit Industries Limited ("the Company") constituted the "Nomination and Remuneration Committee"

COMPLIANCE

The Nomination and Remuneration Committee and this Policy shall be in compliance with Section 178 of the Companies Act, 2013 and Regulation 19(4) & Schedule II Part D (A) of SEBI (Listing Obligations and Disclosure Requirements) Regulations, 2015.

ROLE OF THE COMMITTEE

The role of the committee will be the following

- a) To formulate criteria for determining qualifications, positive attributes and independence of a Director.
- b) To formulate criteria for evaluation of Independent Directors and the Board.
- c) To identify persons who are qualified to become Directors and who may be appointed in Senior Management in accordance with the criteria laid down in this policy.
- d) To carry out evaluation of Director's performance.
- e) To recommend to the Board the appointment and removal of Directors and Senior Management.
- f) To recommend to the Board policy relating to remuneration for Directors, Key Managerial Personnel and Senior Management.
- g) To devise a policy on Board diversity, composition, size.
- h) Succession planning for replacing Key Executives and overseeing.
- i) To carry out any other function as is mandated by the Board from time to time and / or enforced by any statutory notification, amendment or modification, as may be applicable.
- j) To perform such other functions as may be necessary or appropriate for the performance of its duties.

Key Managerial Personnel ("KMP") means:

- I. Managing Director, or Chief Executive Officer or Manager and in their absence, a Whole-time Director;
- II. Chief Financial Officer;
- III. Company Secretary; and Such other officer as may be prescribed.

Senior Managerial Personnel means Personnel of the company who are members of its core management team excluding Board of Directors. Normally, this would comprise all members of management, of rank equivalent to General Manager and above, including all functional heads.

OBJECTIVE

The objective of the policy is to ensure that

- a) the level and composition of remuneration is reasonable and sufficient to attract, retain and motivate directors of the quality required to run the company successfully;
- b) relationship of remuneration to performance is clear and meets appropriate performance benchmarks; and
- c) Remuneration to directors, key managerial personnel and senior management involves a balance between fixed and incentive pay reflecting short and long-term performance objectives appropriate to the working of the company and its goals.

APPOINTMENT CRITERIA FOR DIRECTOR/KMP AND SENIOR MANAGEMENT

- a) A person who is proposed to be appointed as a Director and/or Senior Management as a KMP should possess adequate qualification, expertise and experience for the position he / she is considered for appointment. The Committee has authority to decide whether qualification, expertise and experience possessed by a person are sufficient / satisfactory for the position.
- b) A person shall not be eligible for appointment as a Director of a Company if he stands disqualified under the provisions mentioned in Section 164 of the Companies Act, 2013, rules made thereunder, SEBI Listing Regulations or any other enactment for the time being in force.
- c) The Director shall be appointed as per the procedure laid down under the provisions of the Companies Act, 2013, Rules made thereunder, SEBI Listing Regulations or any other enactment for the time being in force.
- d) Appointment of Independent Director is subject to compliance of provisions of section 149 of the Companies Act, 2013, read with schedule IV and Rules made thereunder the Act and SEBI Listing Regulations as amended from time to time.
- e) On appointment to the Board, Independent Directors shall have to be issued a formal letter of appointment in accordance with the provisions of the Act and the Rules made thereunder.
- f) Appointment of key Managerial Personnel ("KMP") is subject to compliance of Section 203 of the Companies Act, 2013, read with Rules made thereunder the Act (as amended from time to time).
- g) The appointment of Senior Management Personnel (excluding KMP) will be decided by the Managing Director and their terms of appointment will be in accordance with the company policy.

TERM / TENURE OF APPOINTMENT FOR DIRECTORS/KMP AND SENIOR MANAGEMENT

a) Managing Director/Whole-time Director:

The Company shall appoint or re-appoint any person as its, Managing Director or Whole Time Director for a term not exceeding five years at a time. No re-appointment shall be made earlier than one year before the expiry of term.

The Company shall not appoint or continue the employment of any person as Managing Director or Whole-time Director who has attained the age of seventy years. Provided that the term of the person holding this position may be extended beyond the age of seventy years with the approval of shareholders by passing a special resolution.

b) Independent Director:

An Independent Director shall hold office for a term up to five consecutive years on the Board of the Company and will be eligible for re-appointment on passing of a special resolution by the Company and disclosure of such appointment in the Board's report.

No Independent Director shall hold office for more than two consecutive terms of upto maximum of 5 years each, but such Independent Director

shall be eligible for appointment after expiry of three years of ceasing to become an Independent Director.

Provided that an Independent Director shall not, during the said period of three years, be appointed in or be associated with the Company in any other capacity, either directly or indirectly.

At the time of appointment of Independent Director it should be ensured that number of Boards on which such Independent Director serves is restricted to seven listed companies as an Independent Director and three listed companies as an Independent Director in case such person is serving as a Whole-time Director of a listed company or such other number as may be prescribed under the Act.

c) Senior Management:

In case of Senior Management (excluding KMPs at senior level) term/tenure of appointment will be as per Company rules and policy.

RETIREMENT AND REMOVAL OF DIRECTORS AND SENIOR MANAGEMENT

The Committee may recommend with reasons recorded in writing, removal of a Director, KMP or Senior Management Personnel subject to the provisions and compliance of the Companies Act, 2013, rules and regulations and the policy of the Company.

The Director, KMP and Senior Management Personnel shall retire as per the applicable provisions of the Act and the prevailing policy of the Company.

The Board will have the discretion to retain the Director, KMP, Senior Management Personnel in the same position/ remuneration or otherwise even after attaining the retirement age, for the benefit of the Company. Due to reasons for any disqualification mentioned in the Act or the Rules made thereunder or under any other applicable Act, Rules and regulations thereunder, a Director shall be removed from his directorship held with the Company.

POLICY FOR REMUNERATION TO DIRECTORS / KMP / SENIOR MANAGEMENT PERSONNEL

1. Remuneration to Managing Director / Whole-time Directors

a. The Remuneration/ Commission etc. to be paid to Managing Director / Whole-time Directors/Executive Directors, etc. shall be governed as per provisions of the Companies Act, 2013 and rules made there under or any other enactment for the time being in force and the approvals obtained from the Members of the Company.

b. The Nomination and Remuneration Committee shall make such recommendations to the Board of Directors, as it may consider appropriate with regard to remuneration to Managing Director / Whole time Directors/Executive Directors.

2. Remuneration to Non-Executive/Independent Directors:

The Non-Executive/ Independent Directors may receive sitting fees as per the provisions of Companies Act, 2013. The amount of sitting fees, as recommended by the Nomination and Remuneration Committee and approved by the Board of Directors, shall be subject to ceiling/ limits as provided under Companies Act, 2013 and rules made there under or any other enactment for the time being in force.

3. Remuneration to Key Managerial Personnel and Senior Management:

The remuneration to Key Managerial Personnel and Senior Management, shall consist of fixed pay and incentive pay, in compliance with the provisions of the Companies Act, 2013 and in accordance with the Company's Policy.

FIXED PAY

The Fixed pay shall include monthly remuneration, employer's contribution to Provident Fund, contribution to pension fund, pension schemes, etc. as decided from time to time.

INCENTIVE PAY

The Incentive pay shall be decided based on the balance between performance of the Company and performance of the Key Managerial Personnel and Senior Management, to be decided annually or at such intervals as may be considered appropriate.

POLICY ON BOARD DIVERSITY

a) The Board of Directors shall have an optimum combination of Directors from different areas / fields as may be considered appropriate, as well as gender.

b) The Board shall have at least one board member who has accounting or related financial management expertise and other members of the Board should be financially literate.

c) The board shall have at least one woman director.

d) To the extent feasible, the composition of the Board should be of individual from different functional domain areas.

DISCLOSURE OF THE POLICY

The remuneration policy and evaluation criteria of the committee shall be disclosed in the Board's report forming a part of the Annual Report of the Company.

FREQUENCY OF MEETINGS

The meetings of the Committee could be held at such regular intervals as may be required.

QUORUM

Minimum two (2) members shall constitute a quorum for the Committee meeting.

CHAIRMAN

In the absence of the Chairman, the members of the Committee present at the meeting shall choose one amongst them to act as Chairman. Chairman of Nomination and Remuneration Committee meeting could be present at the Annual General Meeting, to answer the Members queries. However it would be upto the Chairman to nominate some other member to answer the Members' queries.

MISCELLANEOUS

This policy shall be updated from time to time, by the Company in accordance with the amendments, if any, to the Companies Act, 2013, rules made thereunder, SEBI Listing Obligations or any other applicable enactment for the time being in force.

ANNEXURE-3 TO DIRECTORS' REPORT

Form No. MR-3

SECRETARIAL AUDIT REPORT FOR THE FINANCIAL YEAR ENDED MARCH 31, 2018 [Pursuant to Section 204(1) of the Companies Act, 2013 and Rule No. 9 of the Companies (Appointment and Remuneration of Managerial Personnel) Rules, 2014]

To,
The Members
Mohit Industries Limited
601-B, "A" Wing, International Trade Centre,
Majuragate crossing, Ring Road, Surat – 395 002

I have conducted the secretarial audit of the compliance of applicable statutory provisions and the adherence to good corporate practices by MOHIT INDUSTRIES LIMITED (hereinafter called the Company). Secretarial Audit was conducted in a manner that provided me a reasonable basis for evaluating the corporate conducts/statutory compliances and expressing my opinion thereon.

Based on my verification of the books, papers, minute books, forms and returns filed and other records maintained by the Company and also the information and representation provided by the Company, its officers, agents and authorized representatives during the conduct of secretarial audit, I hereby report that, in my opinion, the Company has, during the audit period covering the financial year ended on 31.03.2018, complied with the statutory provisions listed hereunder and also that the Company has proper Board-processes and compliance-mechanism in place to the extent, in the manner and subject to the reporting made hereinafter:

1. I have examined the books, papers, minute books, forms and returns filed and other records maintained by the company for the financial year ended on 31.03.2018 according to the provisions of:
 - (i) The Companies Act, 2013 (the Act) and the Rules made there under;
 - (ii) The Securities Contracts (Regulation) Act, 1956 ('SCRA') and the Rules made there under;
 - (iii) The Depositories Act, 1996 and the Regulations and Bye-laws framed thereunder;
 - (iv) Foreign Exchange Management Act, 1999 and the Rules and Regulations made thereunder to the extent of Foreign Direct Investment, Overseas Direct Investment and External Commercial Borrowings; - There are no events occurred during the year which attracts provisions of these Act, Rules and Regulations and hence not applicable.
 - (v) The following Regulations and Guidelines prescribed under the Securities and Exchange Board of India Act, 1992 ('SEBI Act') to the extent applicable to the Company :-
 - a. The Securities and Exchange Board of India (Substantial Acquisition of Shares and Takeovers) Regulations, 2011;
 - b. The Securities and Exchange Board of India (Prohibition of Insider Trading) Regulations, 2015;
 - c. The Securities and Exchange Board of India (Issue of Capital and Disclosure Requirements) Regulations, 2009; - There are no events occurred during the year which attracts provisions of these regulations hence not applicable.
 - d. The Securities and Exchange Board of India (Employees Stock Option Scheme and Employee Stock Purchase Scheme) Guidelines, 1999; - There are no events occurred during the year which attracts provisions of these regulations hence not applicable
 - e. The Securities and Exchange Board of India (Issue and Listing of Debt Securities) Regulations, 2008; - There are no events occurred during the year which attracts provisions of these regulations hence not applicable
 - f. The Securities and Exchange Board of India (Registrars to an Issue and Share Transfer Agents) Regulations, 1993 regarding the Companies Act and dealing with client;
 - g. The Securities and Exchange Board of India (Delisting of Equity Shares) Regulations, 2009; - There are no events occurred during the year which attracts provisions of these regulations hence not applicable.
 - h. The Securities and Exchange Board of India (Buyback of Securities) Regulations, 1998; - There are no events occurred during the year which attracts provisions of these regulations hence not applicable.
 - i. The Securities and Exchange Board of India (Listing Obligations and Disclosure Requirements) Regulations, 2015;
 - (vi) Factories Act, 1948
 - (vii) Industrial Disputes Act, 1947
 - (viii) The Payment of Wages Act, 1936
 - (ix) The Minimum Wages Act, 1948
 - (x) Employees State Insurance Act, 1948

- (xi) The Employees Provident Fund and Miscellaneous Provisions Act, 1952
- (xii) The Payment of Bonus Act, 1965
- (xiii) The Payment of Gratuity Act, 1972
- (xiv) The Contract Labour (Regulation and Abolition) Act, 1970
- (xv) The Maternity Benefit Act, 1961
- (xvi) The Child Labour (Prohibition and Regulation) Act, 1986
- (xvii) The Employees Compensation Act, 1923
- (xviii) The Apprentices Act, 1961
- (xix) The Employment Exchange (Compulsory Notification of Vacancies) Act, 1959
- (xx) The Environment (Protection) Act, 1986 (read with The Environment (Protection) Rules, 1986)
- (xxi) The Hazardous Waste (Management, Handling and Transboundary Movement) Rules, 2008.
- (xxii) The Water (Prevention and Control of Pollution) Act, 1974 (read with Water (Prevention and Control of Pollution) Rules, 1975)
- (xxiii) The Air (Prevention and Control of Pollution) Act, 1981 (read with Air (Prevention and Control of Pollution) Rules, 1982)

I have also examined compliance with the applicable clauses Secretarial Standards issued by The Institute of Company Secretaries of India.

During the period under review, the Company has generally complied with the provisions of the Act, Rules, Regulations, Guidelines, Standards, Listing Agreements etc. mentioned above.

2 I further report that:

The Board of Directors of the Company is duly constituted with proper balance of Executive Directors, Non-Executive Directors and Independent Directors. The changes in the composition of the Board of Directors that took place during the period under review were carried out in compliance with the provisions of the Act.

Adequate notice is given to all directors to schedule the Board Meetings, agenda and detailed notes on agenda were sent at least seven days in advance, and a system exists for seeking and obtaining further information and clarifications on the agenda items before the meeting and for meaningful participation at the meeting.

Majority decision is carried through while the dissenting members' views are captured and recorded as part of the minutes.

1. I further report that, there are adequate systems and processes in the Company commensurate with the size and operations of the Company to monitor and ensure compliance with applicable laws, rules, regulations and guidelines.
2. I further report that during the audit period the company has not taken major steps or enter into events having a major bearing on the company's affairs in pursuance of the above referred laws, rules, regulations, guidelines, standards etc.

My report of even date is to be read along with this letter.

1. Maintenance of secretarial record is the responsibility of the management of the company. My responsibility is to express an opinion on these secretarial records based on my audit.
2. I have followed the audit practices and processes as were appropriate to obtain reasonable assurance about the correctness of the contents of the Secretarial records. The verification was done on test basis to ensure that correct facts are reflected in secretarial records. I believe that the processes and practices, I followed provide a reasonable basis for my opinion.
3. I have not verified the correctness and appropriateness of financial records and Books of Accounts of the company.
4. Wherever required, I have obtained the Management representation about the compliance of laws, rules and regulations and happening of events etc.
5. The compliance of the provisions of Corporate and other applicable laws, rules, regulations, standards is the responsibility of management. My examination was limited to the verification of procedures on test basis.
6. The Secretarial Audit report is neither an assurance as to the future viability of the company nor of the efficacy or effectiveness with which the management has conducted the affairs of the company.

Place : SURAT
Date : 14.08.2018

DHIREN R DAVE
COMPANY SECRETARY
FCS: 4889
CP: 2496

ANNEXURE-4 TO DIRECTORS' REPORT DISCLOSURE UNDER SECTION 197 (12) OF THE COMPANIES ACT, 2013

PART-(A) Disclosure as required under Rules 5 (1) of the Companies (Appointment and Remuneration of Managerial Personnel) Rules, 2014

- (1) Ratio of the Remuneration of each director to the median remuneration of the employees of the company for the financial year ended 31st March, 2018 and the percentage increase in remuneration of each Director, Chief Financial officer, Chief Executive officer, Company Secretary for the financial year ended 31st March, 2018:

Name of the Director/KMP	Remuneration received (In ₹)	% Increase in Remuneration in F.Y 2017-18	Ratio to median remuneration
Mr. Narayan Sitaram Saboo, (Managing Director)	1,80,000	0.00	0.92
Mr. Sitaram Nandlal Saboo(Chairman)	--	-	-
Mr. Naresh Sitaram Saboo (Director)	1,80,000	0.00	0.92
Mr. Manish Narayan Saboo (Director & CFO)	1,80,000	0.00	0.92
Miss. Swati Malu (Company Secretary)	3,58,114	8.00	N.A

No remuneration/ sitting fees paid to independent Directors during F.Y 2017-18.

- (2) During the financial year 2017-18, there was an increase of 14.50 % in the median remuneration of employees.
 (3) There were 135 permanent employees on the rolls of the company as on 31st March, 2018.
 (4) Average percentage increase already made in the salaries of employees other than the managerial personnel in the last financial year was 10.07 %.
 (5) It is affirmed that the remuneration paid is as per remuneration policy of the company.

PART-(B) information as per Rules 5 (2) of the Companies (Appointment and Remuneration of Managerial Personnel) Rules, 2014

- a) Details of top ten employee in terms of gross remuneration paid during the year ended 31st March, 2018.

Sr No	Name of Employee	Designation	Remuneration received (In ₹)	Nature of employment	Qualification	Experience	Date of commencement of employment	Age	Last employment held before joining company	% of equity shares held	whether any such employee is a relative of any director or manager of the company
1.	Suresh Kumar Agiwal	GM	6,50,000	Permanent	B.com	30 Years	01/05/2011	50	Santosh Chemfine Chemical Pvt. Ltd	-	-
2.	D M Kulkarni	In charge	6,50,000	Permanent	Textile Engineer	40 Years	01/04/2015	63	Anuba Fabrics Pvt. Ltd.	-	-
3.	Rajesh D. Panghal	Sales Manager	5,43,978	Permanent	Diploma Mechanical engineer	26 Years	05/07/1995	50	Globe Synthetics Limited	-	-
4.	Bhavin Bardoliwala	IT Executive	4,81,292	Permanent	BCA	14 Years	16/11/2015	33	Sarin Technologies India Pvt. Ltd.	-	-
5.	Mallikarjun B. Pattanshetty	TECH.	4,55,000	Permanent	B. Tech (Textile)	26 Years	01/08/2011	50	Sanica Industries Ltd	-	-
6.	Narpat Singh	Electrician	4,12,100	Permanent	Under Graduate	26 Years	09/07/1997	46	Viral Filament Ltd.	-	-
7.	Sarveswar Das	Plant In charge	3,87,929	Permanent	B.A.	23 Years	01/08/2011	42	Jigisha Texo Fab Ltd	-	-
8.	Moolchand Mohanlal Saini	Export Manager	3,75,485	Permanent	B.A	10 Years	01/04/2012	30	Shree Sainath Moters Pvt Ltd	-	-
9.	Swati Malu	Company Secretary	3,58,114	Permanent	Company Secretary	6 Years	17/12/2012	26	Praveen Bazari & Co	-	-
10.	Mahitapsing Gulabsinghsingh Kunwar	Factory In charge	2,51,920	Permanent	Under Graduate + ITI	26 Years	26/06/1994	49	Kimora Senthetics Pvt. Ltd.	-	-

- b) Details of every employee, who was employed throughout the financial year, was in receipt of gross remuneration for that year which, in the aggregate, was not less than One Crores Two lakhs rupees;- (Nil) hence, Not applicable
- c) Details of every employee, who was employed for a part of the financial year, was in receipt of remuneration for any part of that year, at a rate which, in the aggregate, was not less than Eight lakhs fifty thousand rupees per month; (Nil) hence, not applicable
- d) Details of every employee, who was employed throughout the financial year or part thereof, was in receipt of remuneration in that year which, in the aggregate, or as the case may be, at a rate which, in the aggregate, is in excess of that drawn by the managing director or whole-time director or manager and holds by himself or along with his spouse and dependent children, Not less than two percent of the equity shares of the company. (Nil) hence, Not applicable.

ANNEXURE-5 TO DIRECTORS' REPORT

Information on conservation of Energy, Technology absorption, Foreign Exchange earnings and outgo required to be disclosed under Section 134 of the Companies Act, 2013 read with companies (Accounts) Rules, 2014 are provided hereunder

A. CONSERVATION OF ENERGY

Energy Conservation is an ongoing process in the Company. The Company continued its efforts to improve energy usage efficiencies and increase the share of renewable energy. Various key performance indicators like specific energy (energy consumed per unit of production), specific energy costs and renewable energy contributions were continuously tracked to monitor alignment with the Company's overall sustainability approach.

I. Steps taken or impact on conservation of energy:

- Use of energy efficient equipment and Replacement of inefficient motor
- Intensified Internal Audit aimed at detecting wastage of electricity.
- More usage of electricity purchased from DGVCL.

II. Steps taken for utilizing alternate sources of energy

No alternative source of energy was used during the period under review.

III. Capital investment on energy conservation equipment during the year: NIL

B. TECHNOLOGY ABSORPTION

Your company is keeping a close eye on the new product development and up gradation of technology in existing products. Up gradation in various areas of plant and machinery is continuously carried out.

I. Efforts made towards technology absorption: NIL

II. Benefits derived: NIL

III. In case of imported technology (imported during the last three years reckoned from the beginning of the financial year): N.A.

a. Details of Technology: N.A.

b. Year of Import: N.A.

c. Whether the technology has been fully absorbed: N.A.

d. if not fully absorbed, areas where absorption has not taken place, and the reasons thereof – N.A.

IV. Expenditure incurred on Research and Development: NIL

C. FOREIGN EXCHANGE EARNINGS AND OUTGO

The Company is successfully exporting DTY Yarn to Thailand, Czech Republic, Germany, Bulgaria, Indonesia, United Kingdom, Vietnam, South Korea, Japan, Sweden, Nepal, Malaysia and many more Countries.

(₹ in Lakhs)

Particulars	31/03/2018	31/03/2017
Foreign Exchange Earning	6,928.00	7,174.00
Foreign Exchange Outgo	68.74	85.71

CORPORATE GOVERNANCE REPORT

Your Directors present the Company's Report on Corporate Governance for the year ended March 31, 2018, in terms of Regulation 34(3) read with schedule V of the SEBI (Listing Obligations and Disclosure Requirements) Regulations, 2015 ("Listing Regulation").

1. CORPORATE GOVERNANCE PHILOSOPHY

Mohit Industries Limited is committed to the Corporate Governance Philosophy and believes in adopting best corporate governance practices. The Corporate Governance practices followed by the Company include the corporate structure, its culture, policies and practices, personal belief, timely and accurate disclosure of information, commitment to enhancing the shareholder while protecting the interests of all the stakeholders. The Company has established procedures and systems for fairness, transparency, accountability and responsibility to meet the requirements of good corporate governance practices

The Company's governance framework is based on the following principles which adhere to sound Corporate Governance practices of transparency and accountability:

- Constitution of Board of Directors with an appropriate blend of Executive and Non-Executive Directors committed to discharge their responsibilities and duties.
- Strict Compliance with all governance codes, Listing Regulations, other applicable laws and regulations.
- Timely and balanced disclosure of all material information relating to the Company to all stakeholders.
- Adoption of 'Code of Conduct' for Directors and Senior Management, and 'Code of Conduct for Prevention of Insider Trading and effective implementation thereof.
- Sound system of Risk Management and Internal Control.
- Regular update of Mohit website www.mohitindustries.com to keep stakeholders informed.

2. THE BOARD OF DIRECTORS

The Board of Directors is entrusted with the ultimate responsibility of the management, general affairs, direction and performance of the Company and has been vested with requisite powers, authorities and duties. The Management Committee of the Company is headed by the Managing Director and has business / functional heads as its members, which look after the day-to-day affairs of the Company.

I. Board Composition

The composition of the Board is in conformity with requirement of Regulation 17 of the Listing Regulations laying down an optimum combination of Executive and Non-Executive Directors, with at least one woman director and not less than fifty per cent of the Board comprising of Non-Executive Directors and at least one-half comprising of Independent Directors for a Board Chaired by Executive Chairman. The Board consist of eight directors comprising Executive Chairman, Managing Director, 2 executive director and 4 Independent Directors. The composition of the Board represents an optimal mix of professionalism, Knowledge and experience.

The independent Directors do not have any pecuniary relationship or transaction either with the promoters/Management that may affect their Judgment in any manner. The Directors are experienced in business and corporate management. The Board consists of eminent persons with considerable professional expertise in various fields such as Administration, Banking, Law, Finance, Engineering etc. All Independent Directors of the Company qualify the conditions of their being independent

II. Number of Board Meetings

The Board meets at regular intervals to discuss and decide on business strategies/policies and review the financial performance of the Company and its subsidiaries. The Board Meetings are pre-scheduled and a tentative annual calendar of the Board is circulated to the Directors well in advance to facilitate the Directors to plan their schedules. In case of business exigencies, if any, shorter notice of board meeting is given to directors subject to presence of at least one Independent Director in meeting.

During the Financial year ended 31st March, 2018, Board of Directors met Seven times on:

(1) 19/04/2017	(2) 30/05/2017	(3) 21/06/2017	(4) 14/09/2017	(5) 08/11/2017	(6) 14/12/2017	(7) 12/02/2018
----------------	----------------	----------------	----------------	----------------	----------------	----------------

The Interval between two meetings was well within the maximum period mentioned under Section 173 of the Companies Act, 2013 and the Listing Regulation.

III. Directors' Attendance Record and Directorships held

Details of Composition of the board of directors of Mohit Industries Limited and attendance of directors at Meeting of Board and Annual General Meeting and Directorship and Membership and chairmanship in committees pertaining to each director during the year ended 31st March, 2018.

SR. No.	Name of Directors	Category #	Attendance at Board Meetings/ No. of Meetings eligible to Attend during year or tenure of director	Attendance at the AGM held on 07/08/2017	No. of Other Directorship *		No. of Committees of other companies in which Member \$%*	No. of Committees of other companies in which Chairman \$%*
					Indian Public Limited companies	Other Companies / LLPs		
1	Mr. Sitaram Saboo	Chairman/PD/ED	7/7	Attended	1	1	-	-
2	Mr. Narayan Saboo	MD/PD/ED	7/7	Attended	4	3	2	-
3	Mr. Naresh Saboo	PD & ED	6/7	Attended	3	5	2	-
4	Mr. Manish Saboo	ED/CFO	7/7	Attended	3	-	-	-
5	Mr. Jayesh Gandhi	ID/NED	6/7	Leave of absence	1	-	2	1
6	Mr. Sachin Jain	ID/NED	7/7	Attended	2	-	2	1
7	Mrs. Pragya Memani	ID/NED	7/7	Attended	1	-	-	-
8	Mr. Harmil Shah	ID/NED	6/7	Attended	3	-	2	1

PD – Promoter Director; NED – Non-Executive Director; ID – Independent Director; ED – Executive Director; MD- Managing Director

\$ Pursuant to Regulation 26 of Listing Regulation, for purpose of considering the limit of the committee in which directors are members/ chairman, all public limited companies, whether listed or not, are included, Private Limited companies, foreign companies and companies under section 8 of the Companies Act, 2013 are excluded.

% For purpose of determination of the number of committees of other companies, chairpersonship and membership of only the Audit committee and the stakeholders Relationship committee have been considered. As mandated by Regulation 26 of Listing Regulations, none of the Directors is member of more than 10 Board level committees, or act as Chairman of more than five committees in which he is member.

* Including directorship in Mohit Industries Ltd / chairpersonship and membership of the Audit committee and the stakeholders Relationship committee In Mohit Industries Ltd.

IV. Director Seeking appointment/re-appointment

In terms of Section 152 of the Companies Act, 2013, Mr. Manish Saboo shall retire by rotation at the 28th Annual General Meeting and being eligible, offer themselves for re-appointment. The Board recommends their reappointment to the Shareholders of the Company.

V. Board Independence

Our definition of 'Independence' of Directors is derived from, Regulation 16 of Listing Regulations and Section 149(6) of the Companies Act, 2013. Based on the confirmation / disclosures received from the Directors and on evaluation of the relationships disclosed, all Non-Executive Directors are Independent in terms of Regulation 16 of Listing Regulations and Section 149(6) of the Companies Act, 2013.

VI. Disclosure of relationships between Directors inter-se

Mr. Sitaram Saboo (Chairman) is father of Mr. Narayan Saboo (Managing Director) and Mr. Naresh Saboo (Director). Mr. Narayan Saboo and Mr. Naresh Saboo are brothers. Mr. Manish Saboo (Director & CFO) is son of Mr. Narayan Saboo and nephew of Mr. Naresh Saboo.

VII. Familiarization program for Independent Directors

The Company has conducted a Familiarization Program for Independent Directors. The details for the same have been disclosed on the website of the Company at www.mohitindustries.com.

3. CODE OF CONDUCT

The Board has lay down a Code of Conduct for Directors and members of Senior Management. The Code is posted on Company's website. The code of conduct includes the duties of Independent Directors as per companies Act, 2013. The Board members and Senior Management personnel have affirmed compliance with the Code. A declaration to that effect signed by Mr. Narayan Saboo, (MD) and Mr. Manish Saboo (CFO) forms part of this Report.

4. COMMITTEES OF THE BOARD

The Board Committees play a crucial role in the governance structure of the Company and have been constituted to deal with specific areas / activities, which concern the Company and need a closer review. The Board Committees are set up under the formal approval of the Board to carry out clearly defined roles, which are considered to be performed by members of the Board, as a part of good governance practice. The Chairman of the respective Committee informs the Board about the summary of the discussions held in the Committee Meetings. The Board has currently established the following statutory Committees.

- I. Audit Committee
- II. Nomination and Remuneration Committee
- III. Shareholders/Investors Grievance And Stakeholders Relationship Committee

The Board is responsible for constituting, assigning, co-opting and fixing the terms of reference for members of various committees. Details on the role and composition of these committees, including the number of meetings held during the financial year and the related attendance, are provided below:

I. Audit Committee

a. Composition

Presently, Audit Committee Comprise of the following members:

Sr. No.	Members of Audit Committee	Designation	Category
1	Mr. Sachin Jain	Chairman	Non-Executive Independent Director
2	Mr. Jayesh Gandhi	Member	Non-Executive Independent Director
3	Mr. Narayan Saboo	Member	Executive Director

b. Meeting

Audit Committee held five meeting during F.Y 2017-18. These were held on:

(1) 19/04/2017 (2) 30/05/2017 (3) 14/09/2017 (4) 14/12/2017 (5)12/02/2018.

c. Attendance Record

Attendance Record of each member of audit Committee during F.Y 2017-18

Sr. No.	Name of Members	Designation	No. Of Meetings	
			Meeting Held	Meeting Attended
1	Mr. Sachin Jain	Chairman	5	5
2	Mr. Jayesh Gandhi	Member	5	5
3	Mr. Narayan Saboo	Member	5	5

The Company Secretary acted as the Secretary of the Committee.

d. Term of Reference

The terms of reference of Audit Committee include overseeing the Company's financial reporting process and disclosure of financial information, reviewing with the management, the quarterly and annual financial statements before submission to the Board for approval; reviewing with the management, the performance of Statutory and Internal Auditors and adequacy of internal control systems and all other roles specified under Regulation 18 of Listing regulations and as per Section 177 of the Companies Act, 2013 read with rules framed thereunder.

II. Nomination & Remuneration Committee

a. Composition

Presently, Nomination & Remuneration Committee Comprise of the following members:

Sr. No.	Members of Nomination & Remuneration Committee	Designation	Category
1	Mr. Sachin Jain	Chairman	Non-Executive Independent Director
2	Mr. Jayesh Gandhi	Member	Non-Executive Independent Director
3	Mrs. Pragya Memani	Member	Non-Executive Independent Director

b. Meeting

Nomination & Remuneration Committee held five meeting during F.Y 2017-18. These were held on:

(1) 19/04/2017 (2) 30/05/2017 (3) 14/09/2017 (4) 14/12/2017 (5)12/02/2018.

c. Attendance Record

Attendance Record of each member of Nomination & Remuneration Committee during F.Y 2017-18:

Sr. No.	Name of Members	Designation	No. Of Meetings	
			Meeting Held	Meeting Attended
1	Mr. Sachin Jain	Chairman	5	5
2	Mr. Jayesh Gandhi	Member	5	5
3	Mrs. Pragya Memani	Member	5	5

d. Term of Reference

- Determine/ recommend the criteria for appointment of Executive, Non-Executive and Independent Directors to the Board and Identify candidates who are qualified to become Directors and who may be appointed in the Committee and recommend to the Board their appointment and removal;
- Review and determine all elements of remuneration package of all the Executive Directors, i.e. salary, benefits, bonuses, stock options, pension etc.;

- Review and determine fixed component and performance linked incentives for Directors, along with the performance criteria;
- Determine policy on service contracts, notice period, severance fees for Directors and Senior Management;
- Formulate criteria and carry out evaluation of each Director's performance and performance of the Board as a whole;
- Structure and design a suitable retaining Policy for board and senior management team.

e. Performance Evaluation criteria for Independent Directors

The Nomination and Remuneration Committee has laid down criteria for performance evaluation of Independent Directors and the same has been approved by the Board of Directors. The criteria for performance evaluation of Independent Directors has been disclosed in the Directors' Report

f. Remuneration Policy

The remuneration is recommended by the Remuneration Committee based on criteria such as industry benchmarks, the Company's performance vis-à-vis the industry, responsibilities shouldered, performance / track record etc. and is decided by the Board of Directors. The Board, on the recommendations of the Remuneration Committee, approves the annual increments within the prescribed ceiling as stipulated in Section 197 of the Companies Act, 2013. The perquisites package is recommended by the Remuneration Committee to the Board. The Remuneration Policy of the Company takes into account the individual performance and contribution of the Director, the profitability of the Company, prevalent industry standards and government policy in this regard. The Company's Nomination and Remuneration Policy for Directors, Key Managerial Personnel and other employees is displayed on Company's website at www.mohitindustries.com.

g. Remuneration paid/payable to Directors During Financial Year 2017-18

Sr. No.	Name of Directors	Salary & perquisites (₹)	Commission/ other benefits	Total Remuneration (₹)
1	Mr. Narayan Saboo	1,80,000/-	-	1,80,000/-
2	Mr. Naresh Saboo	1,80,000/-	-	1,80,000/-
3	Mr. Manish Saboo	1,80,000/-	-	1,80,000/-

During the year under review, no remunerations/Sitting fees paid to Non-executive Independent Directors.

The Company does not have any Stock Options Scheme. There is no provision for payment of severance fees.

Non-executive Directors don't have any pecuniary relationship or transactions with the Company.

The details of Equity Shares of the Company held by Non-Executive Directors as on March 31, 2018 are as under

Sr. No.	Name of Non-executive Director	No. of Shares held
1	Mr. Jayesh Gandhi	414
2	Mr. Sachin Jain	Nil
3	Mr. Harmil Shah	Nil
4	Mrs. Pragya Memani	Nil

III. Shareholders/Investors Grievance & Stakeholders Relationship Committee

a. Composition

Presently, Shareholders/Investors Grievance & Stakeholders Relationship Committee Comprise of the following members:

Sr. No.	Members of Shareholders/Investors Grievance & Stakeholders Relationship Committee	Designation	Category
1	Mr. Jayesh Gandhi	Chairman	Non-Executive Independent Director
2	Mr. Sachin Jain	Member	Non-Executive Independent Director
3	Mr. Narayan Saboo	Member	Executive Director

b. Meeting

Shareholders/Investors Grievance & Stakeholders Relationship Committee held five meeting during F.Y 2017-18. These were held on: (1) 19/04/2017 (2) 30/05/2017 (3) 14/09/2017 (4) 14/12/2017 (5)12/02/2018.

c. Attendance Record

Attendance Record of each member of Shareholders/Investors Grievance & Stakeholders Relationship Committee during F.Y 2017-18.

Sr. No.	Name of Members	Designation	No. of Meetings	
			Meeting Held	Meeting Attended
1	Mr. Jayesh Gandhi	Chairman	5	5
2	Mr. Sachin Jain	Member	5	5
3	Mr. Narayan Saboo	Member	5	5

Name & Designation of Compliance Officer

Miss Swati Malu, Company Secretary of the Company acts as the Compliance Officer of the Company.

d. Term of Reference

The Committee ensures cordial investor relations and oversees the mechanism for redressal of investors' grievances. The Committee specifically looks into redressing shareholders'/ investors' complaints/ grievances pertaining to share transfers, non-receipt of annual reports, non-receipt of dividend and other allied complaints. This Committee delegated most of its functions to Registrar and Transfer Agents i.e. "Adroit Corporate Service Private Limited and has periodic interaction with the representatives of the Registrar and Transfer Agent of the Company.

The Committee performs the following functions:-

- Transfer/Transmission of shares.
- Split-up/Sub-division and Consolidation of shares.
- Dematerialization/ Rematerialization of shares.
- Issue of new and duplicate share certificates.
- Registration of Power of Attorneys, Probate, Letters of Transmission or similar other documents.
- To open/close bank account(s) of the Company for depositing share/debenture applications, allotment and call monies, authorize operation of such account(s) and issue instructions to the Bank from time to time in this regard.
- Evaluate performance and service standards of the Registrar and Share Transfer Agent of the Company;
- Provide guidance and make recommendations to improve investor service levels for the investors.

Status of Shareholders' Complaints during the Financial Year 2017-18:

1.	Number of Pending Complaints at the beginning of the Financial Year	Nil
2.	Number of Complaints received during the Financial Year	Nil
3.	Number of Complaints resolved during the Financial Year	Nil
4.	Number of Complaints not solved to the satisfaction of Shareholders	Nil
5.	Number of Complaints pending at the end of the Financial Year	Nil

IV. Independent Directors' Meeting

During the year under review, the Independent Directors met on 21st June, 2017 inter alia, to discuss:

- Evaluation of performance of Independent Directors and the Board of Directors as a whole;
- Evaluation of performance of Chairman of the Company, taking into account the views of the Executive and Non-Executive Directors;
- Evaluation of the quality, content and timelines of flow of information between the Management and the Board that is necessary for the Board to effectively and reasonably perform its duties.

All the Independent Directors were present at the Meeting.

5. GENERAL BOARD MEETING

Year	Date	Venue	Time	Special Business Transacted
2015 (25th AGM)	28.09.2015	A/601-B, International Trade Centre, Majura Gate, Ring Road, Surat.	10.00 a.m.	(1) To Appoint Mr. Narayan Saboo as Managing Director of the Company for Period of 5 Years. (passed as an Ordinary Resolution) (2) To ratify the remuneration of the Cost Auditor for financial year ending 31st March, 2016. (passed as an Ordinary Resolution)
2016 (26th AGM)	23.08.2016	A/601-B, International Trade Centre, Majura Gate, Ring Road, Surat.	10.30 a.m.	(1) To Appoint Mr. Harmil Shah as an Independent Director of the Company for Period of 5 Years. (passed as an Ordinary Resolution) (2) To ratify the remuneration of the Cost Auditor for financial year ending 31st March, 2017. (passed as an Ordinary Resolution)
2017 (27th AGM)	07.08.2017	A/601-B, International Trade Centre, Majura Gate, Ring Road, Surat.	10.30 a.m.	(1) To determine the fees for delivery of any document through a particular mode of delivery to a member under section 20 of the Companies Act, 2013. (passed as an Ordinary Resolution) (2) To ratify the remuneration of the Cost Auditor for financial year ending 31st March, 2018. (passed as an Ordinary Resolution)

No postal Ballot was conducted during F.Y 2017-18. None of the businesses proposed to be transacted at the ensuing Annual General Meeting require passing a resolution through Postal Ballot.

6. DISCLOSURE**I. Related Party Transaction**

All transactions entered into with the Related Parties as defined under the Companies Act, 2013 and Regulation 23 of the Listing Regulation during the financial year were in the ordinary course of business and on arm's length basis and do not

attract the provisions of Section 188 of the Companies Act, 2013. There were no materially significant related party transactions made by the Company with its Promoters, Directors or Management, their relatives, etc. that may have potential conflict with the interest of the Company at large. The transactions with related parties as per requirements of Indian Accounting Standard (IND AS-24) – ‘Related Party Disclosures’ are disclosed in Note No. 36 of Notes to Accounts in the Annual Report. A statement in summary form of transactions with Related Parties in ordinary course of business and arm’s length basis is periodically placed before the Audit committee for review and recommendation to the Board for their approval. As required under Regulation 23(1) of the Listing Regulation, the Company has formulated a policy on dealing with Related Party Transactions. The Policy is available on the website of the Company viz. www.mohitindustries.com. None of the transactions with Related Parties were in conflict with the interest of the Company.

II. Statutory Compliances Penalties And Strictures

There were no instances of material non-compliance and no strictures or penalties were imposed on the Company either by SEBI, Stock Exchanges or any statutory authorities on any matter related to capital markets during the last three years.

III. Accounting Treatment

The company has followed the guidelines of Indian accounting standards laid down by the Institute of Chartered Accountants of India (ICAI) in preparation of its financial statements.

IV. Vigil Mechanism Policy (Whistle Blower Policy)

Pursuant to Section 177(9) and (10) of the Companies Act, 2013, and Regulation 22 of the Listing Regulation, the Company has formulated Whistle Blower Policy for vigil mechanism of Directors and employees to report to the management about the unethical behavior, fraud or violation of Company’s Code of Conduct. The mechanism provides for adequate safeguards against victimization of employees and Directors who use such mechanism and makes provision for direct access to the chairperson of the Audit Committee in exceptional cases. None of the personnel of the Company has been denied access to the Audit Committee. The Whistle Blower Policy is displayed on the Company’s website viz. www.mohitindustries.com.

V. Policy for Material Subsidiaries

In accordance with the provisions of the Listing Regulations, the Company has framed a policy for Material Subsidiaries in order to determine the Material Subsidiaries and to provide governance framework for such subsidiaries. The said policy has been placed on the website of the Company www.mohitindustries.com.

VI. Details of Compliance with Mandatory requirements and adoption of Non-mandatory / discretionary requirements

The Company has complied with all the mandatory requirements of the Listing Regulations.

VII. The Company has complied with all the mandatory requirements specified in Regulations 17 to 27 and clauses (b) to (i) of sub – regulation (2) of Regulation 46 of the Listing Regulations.

VIII. This corporate governance report of the Company for the financial year ended as on March 31, 2018 is in compliance with the requirements of Corporate Governance under Listing Regulations.

7. MEANS OF COMMUNICATION

Quarterly Result	The Unaudited Quarterly Results are announced within 45 days from the end of the quarter and the Annual Audited Results are announced within 60 days from the end of the financial year as per SEBI (Listing Obligations and Disclosure Requirements) Regulations, 2015 as amended from time to time.
Newspapers wherein results normally published	The Financial Express (English Newspapers having nationwide circulation and & one in Gujarati newspaper)
Any website, where displayed	www.mohitindustries.com
The Company’s website also displays official News releases.	
No Presentations were made to Institutional Investors or to Analyst during the year under review.	

8. GENERAL SHAREHOLDERS INFORMATION

I. Annual General Meeting

Day, Date and Time	Friday, 28th September, 2018 at 10.00 a.m.
Venue	204, 2nd Floor, Jay Sagar Complex, Behind J.K Tower, Near Sub-Jail, Khatodara, Surat 395002, Gujarat
Financial year	April 1 to March 31 as the financial year of the company
Date of Book Closure	Monday, 24th September, 2018 to Friday, 28th September, 2018 (Both Days Inclusive)

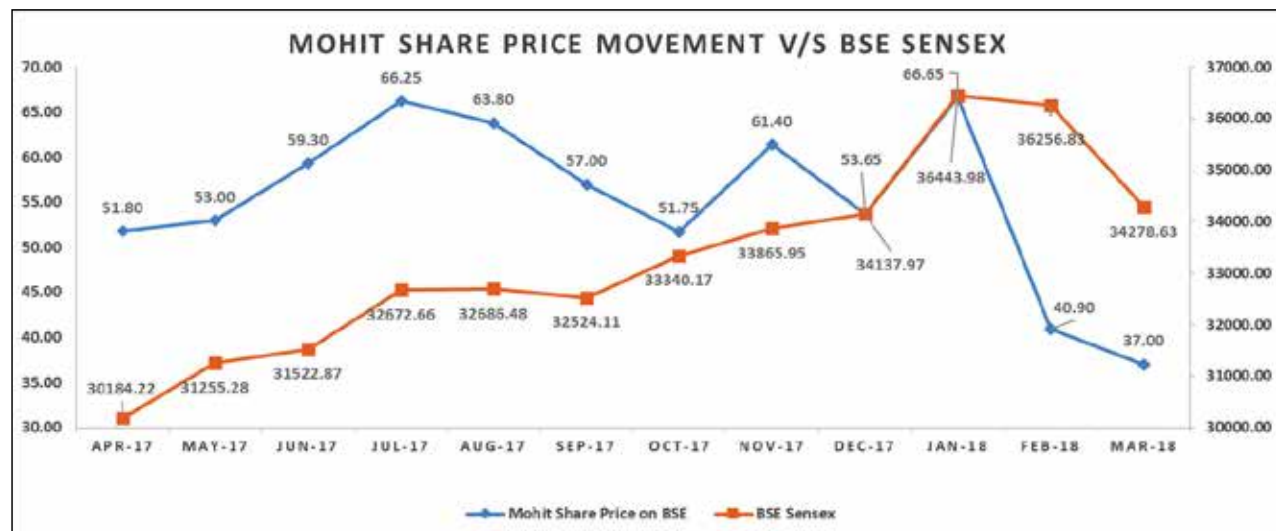
Listing on Stock Exchange	Name: BSE Limited (BSE) Address: 25th Floor, P J Tower, Dalal Street, Mumbai - 400 001. Name: National Stock Exchange of India Limited (NSE) Address: Exchange Plaza, Bandra Kurla Complex, Bandra (E) Mumbai - 400 051. The Annual Listing fees for Financial Year 2018-19 have been paid to both the Exchanges. The Securities of the Company have not been Suspended from trading during the Financial Year.
Script Code for BSE	531453
Script code for NSE	MOHITIND
ISIN for CDSL & NSDL	INE954E01012
Tentative Calendar for Financial Year ending March 31, 2019	
Result for the Quarter ending	Tentative Time of Reporting
30th June 2018	On or before 14th August 2018
30th September 2018	On or before 14th November 2018
31st December 2018	On or before 14th February 2019
31st March 2019	On or before 30th May 2019

II. Stock Market Price Data

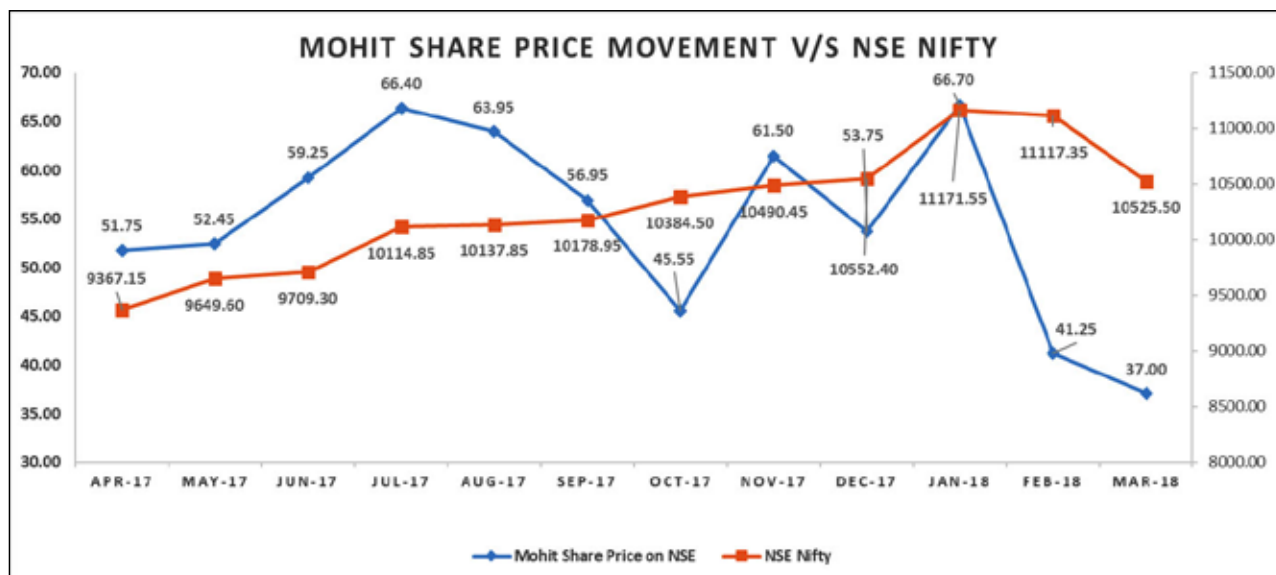
Month wise data of Market Price (high & low) and Volume of Shares traded in stock exchanges where Company's shares are listed during the financial year 2017-18:

Month	BSE Limited			National Stock Exchange of India Limited		
	High Price	Low Price	No. of Shares (Volume)	High price	Low Price	No. of Shares (Volume)
April 2017	51.80	42.20	17,92,081	51.75	42.15	23,28,242
May 2017	53.00	39.20	19,55,048	52.45	39.35	22,73,290
June 2017	59.30	44.50	23,53,653	59.25	44.50	30,63,666
July 2017	66.25	48.40	29,68,685	66.40	48.15	39,34,930
Aug 2017	63.80	49.00	16,29,824	63.95	50.75	30,04,262
Sep 2017	57.00	37.70	11,21,752	56.95	38.00	19,12,838
Oct 2017	51.75	40.90	11,05,886	45.55	40.00	15,15,106
Nov 2017	61.40	35.75	45,62,233	61.50	36.00	2,05,30,035
Dec 2017	53.65	42.00	13,79,361	53.75	41.25	68,80,837
Jan 2018	66.65	38.95	51,95,375	66.70	39.00	2,35,07,774
Feb 2018	40.90	31.85	5,58,385	41.25	30.40	27,58,547
March 2018	37.00	27.10	2,52,896	37.00	26.70	11,40,211

Performance in comparison to board-based indices viz. BSE Sensex



Performance in comparison to board-based indices viz. NSE Nifty



III. Registrar and Share Transfer Agent

"Adroit Corporate Service Private Limited"

Address: 19 /20, Jaferbhoy Industrial Estates, Makwana Road, Marol Naka, Andheri (East) Mumbai- 400059.

Ph: +91-22- 42270400 / 28596060 / 28594060 | Fax: +91-22-28503748 | Email: info@adroitcorporate.com

In-House Share Transfer Registered with SEBI as Category I Share Transfer Agent vide Registration No. INR000002227

IV. Share Transfer system

All share transfer and other communications regarding share certificates, dematerialization request, transmission, change of address, dividends, etc should be addressed to Registrar and Transfer Agents. Shareholders/Investor Grievance Committee is authorized to approve transfer of shares in the physical segment. The Shareholders/Investor Grievance and Share Transfer Committee have delegated the authority for approving transfer and transmission of shares and other related matters to the Managing Director of the Company. Such transfers take place on fortnightly basis. A summary of all the transfers/ transmissions etc. so approved by Managing Director of the Company is placed at every Committee meeting. All Share Transfer, Transmission, Duplicate issue of Shares in physical form and request for dematerialization of securities of the company are completed/processed within statutory time limit from the date of receipt, provided the documents meet the stipulated requirement of statutory provisions in all respects. Pursuant to Regulation 40(9) of the Listing Regulations, certificates, on half-yearly basis have been issued by a Company Secretary-in-Practice for due compliance of Share transfer formalities by the Company. Pursuant to SEBI (Depositories and Participants) Regulation, 1996, certificates have been received from a Company Secretary-in-Practice for timely dematerialization of Shares and for reconciliation of the Share Capital of the Company on a quarterly basis.

V. Distribution of Shareholding as on 31st March 2018

No. of Equity Shares Held	No. of Shareholders	% of Shareholders	No. of Shares held	% shareholding
UPTO - 5000	8,884	80.18	14,05,437	9.93
5001 - 10000	1123	10.14	9,23,437	6.52
10001 - 20000	555	5.01	8,76,309	6.19
20001 - 30000	180	1.62	4,64,349	3.28
30001 - 40000	99	0.89	3,58,586	2.53
40001 - 50000	73	0.66	3,45,536	2.44
50001 -100000	94	0.85	6,94,951	4.91
100001 & above	72	0.65	90,88,970	64.20
Total :	11,080	100.00	1,41,57,575	100.00

VI. Categories of Shareholding as on 31st March 2018

Category	No. of Shareholders	% of Total Shareholders	No. of Shares	% of Total Shares
Promoter/ Promoter Group	14	0.13	70,57,519	49.85
Banks/Financial Institution	2	0.02	73,966	0.52
Indian Corporate Bodies	187	1.72	16,31,106	11.52
NRIs	48	0.44	39,067	0.28
Clearing Members	32	0.29	50,104	0.35
Trust	2	0.02	5,001	0.04
Investor Education & protection Fund	1	0.01	10,752	0.08
Resident Individual	10,597	97.37	52,90,060	37.37
TOTAL	10,883	100.00	1,41,57,575	100.00

VII. Dematerialization of Shares and Liquidity

The Company has entered into a tripartite agreement with the National Securities Depository Limited (NSDL) and Central Depository Services Limited (CDSL) to provide trading of shares in dematerialized form. About 99.84% of the Equity shares were in dematerialized form as on March 31, 2018.

Physical and Demat Shares as on 31st March 2018			
	No. of Share Holders	No. of Shares	% of
Shares held by CDSL	5,398	45,91,993	32.43
Shares Held By NSDL	5,639	95,42,250	67.40
Physical Shares	43	23,332	0.16
Total	11,080	1,41,57,575	100.00

VIII. Outstanding GDRs/ADRs/Warrants or any Convertible Instrument, Conversion date and Likely impact on equity: Nil**IX. Commodity Risk or Foreign Exchange Risk and Hedging Activities:**

The Company has not made any commodity risk or hedging activities during the year under review.

X. Plant Location :

Plot No. 14 & 15, Block No. 792, Plot No. 30 & 31, Block No. 787, Village: Kudsad, Taluka Olpad, Dist. Surat
(E): factory_kim@mohitindustries.com

XI. Address for Correspondence**Mohit Industries Limited**

Regd. Office: A-601/B, International Trade Centre, Majura Gate, Ring Road, Surat 395002, Gujarat

Phone no.: +91-261-2463261/62/63 | Fax: +91-261-2463264

E-mail: contact@mohitindustries.com / investor_relations@mohitindustries.com

Website: www.mohitindustries.com

C. S. CERTIFICATE ON CORPORATE GOVERNANCE

To,
The Member of
Mohit Industries Limited

I have examined the compliance of conditions of Corporate Governance by Mohit Industries Limited (the Company) for the year ended March 31, 2018, as per regulations 17 to 27, clauses (b) to (i) of sub-regulation (2) of regulation 46 and paragraph C, D and E of Schedule V of the SEBI (Listing Obligations and Disclosure Requirements) Regulations, 2015 ("Listing Regulations").

The compliance of conditions of Corporate Governance is the responsibility of the company's management. My examinations were limited to procedures and implementation thereof, adopted by the Company for ensuring the compliance of the conditions of Corporate Governance. It is neither an audit nor an expression of opinion on the financial statements of the Company.

In my opinion and to the best of my information and according to the explanations given to me, I certify that the Company has complied with the conditions of Corporate Governance as stipulated in the above-mentioned Listing Regulations.

I further state that such compliance is neither an assurance as to the future viability of the Company nor the efficiency or effectiveness with which the management has conducted the affairs of the Company.

Date : 14/08/2018
Place : Surat

Dhiren R. Dave
Company Secretary
M. No. FCS 4889
C. P. No. 2496

CHIEF EXECUTIVE OFFICER (CEO) /CHIEF FINANCIAL OFFICER (CFO) CERTIFICATION

To
The Board of Directors,
Mohit Industries Limited

We, the undersigned, in our respective capacities as Managing Director and Chief Financial Officer of Mohit Industries Limited ("the Company"), to the best of our knowledge and belief certify that:

- a) We have reviewed the financial statements and the cash flow statement for the financial year ended 31st March, 2018 and to the best of our knowledge and belief, we state that:
 - I. These statements do not contain any materially untrue statement or omit any material fact or contain statements that may be misleading;
 - II. These statements together present a true and fair view of the Company's affairs and are in compliance with existing accounting standards, applicable laws and regulations.
- b) We further state that to the best of our knowledge and belief, there are no transactions entered into by the Company during the year, which are fraudulent, illegal or violative of the Company's code of conduct.
- c) We hereby declare that all the members of the Board of Directors and Management Committee have confirmed compliance with the Code of Conduct as adopted by the Company.
- d) We are responsible for establishing and maintaining internal controls and for evaluating the effectiveness of the same over the financial reporting of the Company and have disclosed to the Auditors and the Audit Committee, deficiencies in the design or operation of internal controls, if any, of which we are aware and the steps we have taken or propose to take to rectify these deficiencies.
- e) We have indicated, based on our most recent evaluation, wherever applicable, to the Auditors and Audit Committee:
 - I. Significant changes in accounting policies made during the year and that the same have been disclosed suitably in the notes to the financial statements; and
 - II. Instances of significant fraud of which we have become aware and the involvement therein, if any, of the management or an employee having a significant role in the company's internal control system over financial reporting
 - III. Significant changes in internal control over financial reporting during the year.

Date : 14/08/2018
Place : Surat

Narayan Saboo
Managing Director
DIN No. 00223324

Manish Saboo
CFO & Director
DIN No. 01576187

MANAGEMENT DISCUSSION AND ANALYSIS REPORT

OVERVIEW OF THE ECONOMY

In 2017, a decade after the global economy spiraled into a meltdown, a revival in the global economy became visible. Consider the realities: Every major economy expanded and a growth wave created jobs. This reality was marked by ongoing Euro-zone growth, modest growth in Japan, late revival in China and improving realities in Russia and Brazil leading to an estimated 3.7% growth in the global economy in 2017, a good 60 bps higher than the previous year. The International Monetary Fund (IMF), in its January 2018 World Economic Outlook stated that stronger momentum experienced in 2017 is expected to carry into 2018 and 2019, with global growth revised up to 3.9 percent for both years.

After registering GDP growth of over 7% for the third year in succession in 2016-17, the Indian economy headed for estimated 6.6% growth in 2017-18. Even with this lower growth for 2017-18; GDP growth averaged 7.3% for 2014-15 to 2017-18. The year under review was marked by structural reforms: GST introduction, growing resolution of problems associated with bank non-performing assets, FDI liberalization, bank recapitalization and coal mine privatization. After a negative performance for a couple of years, exports rebounded in 2016-17 and 2017-18; foreign exchange reserves rose from US\$ 360.77 billion in January 2017 to US\$ 414 billion in January 2018. (Source: CSO, Economic Survey 2017-18). World Bank projected India's economic growth to accelerate to 7.3% in 2018-19 and 7.5% in 2019-20. (Source: IMF, World Bank)

The Indian stock market scaled new heights during the year with Sensex crossing the 33,000 mark aided by global liquidity and increase in cash inflow to organised channels after demonetization. India also improved its ranking by 30 places in the World Bank's Ease of Doing Business list. This is the highest jump from previous year among 190 countries in the list.

INDIAN TEXTILE INDUSTRY

The fundamental strength of Indian Textile Industry flows from its strong production base of wide range of fibres/yarns - from natural fibres like cotton, jute, silk and wool to synthetic/man-made fibres like polyester, viscose, nylon and acrylic. The Indian textile industry is likely to continue its strong growth, buoyed by both strong domestic consumption as well as export demand. It is currently estimated at around US\$ 150 billion, is expected to reach US\$ 230 billion by 2020. The industry is the second largest employer after agriculture, providing employment to over 45 million people directly and 60 million people indirectly. India's textiles industry contributes 10 per cent to the manufacturing production of India, account for 2 per cent of India's GDP. The sector contributes 13 per cent to the export earnings of India. India is the second largest global producer of man-made fibre and filament with production of around 211 million kg in 2016-17. The central government plans to launch a new textile policy to achieve US\$ 300 billion textile exports by 2024-25 and create an additional 35 million jobs. [Source: IBEF]

GST IMPACT ON TEXTILE SECTOR

Central Government rolled out Goods & Services Tax (GST) from July 1, 2017. It was a revolutionary and biggest indirect tax reform after independence. It created a level playing field across the formal and informal sector and made the entire country a seamless uniform market. However, it disrupted the textile trade. Multiple GST rates were prescribed for the textile value chain. The downstream textile industry, after spinning, is dominated by unorganized sector and they found the compliances under GST regime very cumbersome and time consuming.

Prior to GST, there was no tax on fabrics and it was the first time that the fabric manufacturers and traders were brought under the indirect tax regime and they are taking time to get used to it.

Inverted duty structure in case of synthetic textile value chain, i.e., 18% on yarn and 5% on fabrics with provision of no refund to fabric manufacturers of accumulated input tax credit has increased the cost of fabric and disturbed the trade.

In October 2018, The GST rate on yarn has been reduced from 18% to 12% providing some relief to yarn manufacturers. In case of exports, there was abnormal delay of 7-8 months and more in getting IGST refunds creating working capital shortage with exporters, which adversely impacted exports of textiles from the country.

Fabrics attract GST at the rate of 5% subject to the condition that refund of accumulated input tax credit on account of inversion will not be allowed. However, considering the difficulty faced by the Fabric manufacturer on account of this condition, CBIC has allowed refund to fabrics on account of inverted duty structure. The refund of accumulated input tax credit allowed with effect from 27th of July, 2018.

OPPORTUNITIES

- 100 percent foreign direct investment (FDI) under the automatic route in the textile sector.
- Rising government focus and favorable policies is leading to growth in the industry.
- New Textile Mega Cluster will be set up in Surat and kutch, Gujarat.
- Under the Union Budget 2018-19, Government of India allocated ₹ 7,148 crore for textile sector of which ₹ 2,300 crore has been allotted to Amended Technology Upgradation Fund Scheme and ₹ 2,164 Crore for Remission of State Levies.

- The Government has introduced the Amended Technology Upgradation Fund Scheme (ATUFS) to give a further boost for technology investment in the textile industry. The ATUFS targets employment generation, exports, conversion of existing looms to better-quality technology looms and improved quality of processing industry.
- The Government of India has implemented several export promotion measures such as Focus Market Scheme, Focus Product Scheme and Market Linked Focus Product Scheme for increasing share of India's textile exports.

CHALLENGES

- Competition from low cost neighbouring countries which will have to be addressed to sustain the growth momentum of the industry.
- Inflexible labour laws, poor infrastructure.

RISK AND CONCERN

- High Fragmented Industry with large number of small-Size and technologically outdated plants.
- Lack of Trained Manpower and low labour Productivity due to lack of Technological Development.
- High Energy cost and transportation cost are matter of Concern.
- The US with 12 other countries has challenged almost all of India's export programmes and filed a complaint at the WTO about India's export subsidy programmes claiming that it harm its workers.

BUSINESS OUTLOOK

Your company has 16 Texturising Machines, 150 High Speed Shuttle-less water jet Looms with a capacity to manufacture 22,000 tonnes of Draw Texturing Yarn (DTY) per annum and 12 Million meters Grey fabrics per annum respectively. Your Company's textile products has a Competitive edge of Quality, design, Innovative Product but still company is taking all efforts to improve the quality and productivity to get more orders at competitive rates. The company has recorded export turnover of ₹ 6,928 lakhs.

COMPANY'S FINANCIAL/OPERATIONAL PERFORMANCE

During the year under review, your Company has recorded its revenue from operations as ₹ 15,791.06 lakhs against revenue recorded of ₹ 15,333.29 lakhs in the previous year. The EBIDT recorded at ₹ 1234.33 lakhs against last year's figure of ₹ 1269.32 lakhs. Depreciation and finance cost during the year stood at ₹ 406.03 lakhs and ₹763.55 lakhs respectively however, Finance cost and depreciation costs increased by ₹52.04 lakhs. Profit before taxation is ₹ 86.50 lakhs, which is 0.55 % margin on its revenue from operations, has declined at 48.91 % against last year's figure of ₹ 169.30 lakhs. During period under review decrease in profit of company in comparison to last year profit due to bad debt expense recorded at ₹ 115.60 lakhs. Net profit after tax is ₹35.09 lakhs.

INTERNAL CONTROL SYSTEM AND THEIR ADEQUACY

The Company has a proper and adequate internal control system to ensure that all assets are safeguarded and protected against loss from unauthorized use or disposition and those transactions are authorised, recorded and reported correctly. The internal control is exercised through documented policies, guidelines and procedures. It is supplemented by an extensive program of internal audits conducted by in house trained personnel. The audit observations and corrective action taken thereon are periodically reviewed by the audit committee to ensure effectiveness of the internal control system. The internal control is designed to ensure that the financial and other records are reliable for preparing financial statements and other data, and for maintaining accountability of persons.

RISK MANAGEMENT

Risk is inherent in all kinds of business and is an integral part of the textile business. In the normal course of business, a company is exposed to various risks like Credit risk, Market risk and Operational risk, besides other residual risks such as Liquidity risk, Interest rate risk, Regulation risk etc. With a view to efficiently manage such risks, your Company has put various risk management system and practices. Your Company aims at enhancing and maximizing shareholders value by achieving appropriate balance between risks and returns. The risk management strategy adopted by your Company is clearly based on a clear understanding of the risk and the level of the risk appetite and that is dependent on the willingness to take the risk in the normal course of business. Various committees operate within the broad policy framework to ensure and enhance the risk control and governance framework.

HUMAN RESOURCES/ INDUSTRIAL RELATIONS

The Company's HR philosophy is to establish and build a high performing organization, where each individual is motivated to perform to the fullest capacity: to contribute for developing and achieving individual excellence and departmental objectives and continuously improve performance to realize the full potential of our personnel. The Company is giving direct employment to 500 employees including workers. Industrial relations are cordial and satisfactory.

Disclaimer Statement

The discussion contains forward-looking statements and reflects our current views with respect to future events and financial performance. Actual results may differ materially from those anticipated in these forward-looking statements. No representation is made on the accuracy and comprehensiveness through the same is based on sources believed to be reliable. Utmost care has been taken to ensure that the opinions expressed by us herein contain our view on the significant events having impact on the Company's operations but it is not exhaustive.

INDEPENDENT AUDITOR'S REPORT

To,
The Members of
MOHIT INDUSTRIES LIMITED

Report on the Standalone Financial Statements

We have audited the accompanying standalone financial statements of Mohit Industries Limited ('the Company'), which comprise the balance sheet as at 31st March 2018 the Statement of Profit and Loss including other comprehensive income, the Cash Flow Statement, the Statement of Changes in Equity for the year ended and a summary of the significant accounting policies and other explanatory information.

Management's Responsibility for the Standalone Financial Statements

The Company's Board of Directors is responsible for the matters stated in Section 134(5) of the Companies Act, 2013 ("the Act") with respect to the preparation and presentation of these standalone financial statements that give a true and fair view of the financial position, financial performance including other comprehensive income, cash flows and statement of changes in equity of the Company in accordance with the accounting principles generally accepted in India, including the Indian Accounting Standards (Ind AS) prescribed under Section 133 of the Act. This responsibility also includes maintenance of adequate accounting records in accordance with the provisions of the Act for safeguarding the assets of the Company and for preventing and detecting frauds and other irregularities; selection and application of appropriate accounting policies; making judgments and estimates that are reasonable and prudent; and design, implementation and maintenance of adequate internal financial controls, that were operating effectively for ensuring the accuracy and completeness of the accounting records, relevant to the preparation and presentation of the financial statements that give a true and fair view and are free from material misstatement, whether due to fraud or error.

Auditor's Responsibility

Our responsibility is to express an opinion on these standalone financial statements based on our audit. We have taken into account the provisions of the Act, the accounting and auditing standards and matters which are required to be included in the audit report under the provisions of the Act and the Rules made thereunder.

We conducted our audit in accordance with the Standards on Auditing specified under Section 143(10) of the Act. Those Standards require that we comply with ethical requirements and plan and perform the audit to obtain reasonable assurance about whether the financial statements are free from material misstatement.

An audit involves performing procedures to obtain audit evidence about the amounts and the disclosures in the financial statements. The procedures selected depend on the auditor's judgment, including the assessment of the risks of material misstatement of the financial statements, whether due to fraud or error. In making those risk assessments, the auditor considers internal financial control relevant to the Company's preparation of the financial statements that give a true and fair view in order to design audit procedures that are appropriate in the circumstances. An audit also includes evaluating the appropriateness of the accounting policies used and the reasonableness of the accounting estimates made by the Company's Directors, as well as evaluating the overall presentation of the financial statements.

We believe that the audit evidence we have obtained is sufficient and appropriate to provide a basis for our audit opinion on the standalone financial statements.

Basis of Qualified Opinion

The company has not provided for Post Employment Benefits and other long term employee benefits under Defined Benefit Plans on accrual basis but provides the same as and when they become due for payment. This method of accounting of Post Employment Benefits and other long term employee benefits under Defined Benefit Plans is in deviation with Ind AS – 19 on Employee Benefits. As there is no actuarial report or basis of calculation available with the management of such Post Employment Benefits and other long term employee benefits, the quantum of deviation cannot be ascertained. If the company had followed the method accounting as per Ind AS – 19, then employee benefit expense would have increased and correspondingly Profit for the period would have reduced.

Opinion

In our opinion and to the best of our information and according to the explanations given to us, *except for the effects of matter described in the 'Basis of Qualified Opinion' Paragraph above*, the aforesaid standalone financial statements give the information required by the Act in the manner so required and give a true and fair view in conformity with the accounting principles generally accepted in India, of the state of affairs of the Company as at 31st March 2018 and its profit and its cash flows for the year ended on that date.

Emphasis of Matter

- 1) *We draw attention to Note No. 32(i) on "Contingent Liabilities" forming part of financial statements which describes various tax demands liabilities against the Company under litigation.
Our opinion is not modified in respect of this matter.*

Report on Other Legal and Regulatory Requirements

1. As required by the Companies (Auditor's Report) Order, 2016 ("the Order") issued by the Central Government of India in terms of sub-section (11) of section 143 of the Act, we give in the Annexure "A", a statement on the matters specified in the paragraph 3 and 4 of the Order.
2. As required by Section 143(3) of the Act, we report that:-
 - a) We have sought & obtained all the information and explanations which to the best of our knowledge and belief were necessary for the purposes of our audit.
 - b) In our opinion, proper books of accounts as required by law have been kept by the company so far as appears from our examination of such books.
 - c) The Balance Sheet, the Statement of Profit and Loss including Other Comprehensive Income, the Cash Flow Statement and Statement of Changes in Equity dealt with by this report are in agreement with the books of account;
 - d) In our opinion, the aforesaid Ind AS financial statements comply with the Indian Accounting Standards prescribed under Section 133 of the Act *except for Ind AS – 19 on Employee Benefits in respect of provision for Long Term Employee Benefit & Defined Benefit plans.*
 - e) *In our opinion, the tax demands litigation matters described in sub-paragraph (1) under the 'Emphasis of Matters' paragraph above, if decided against the company, may have an adverse effect on the functioning of the Company.*
 - f) On the basis of the written representations received from the directors as on 31st March, 2018 and taken on record by the Board of Directors, none of the directors is disqualified as on 31st March, 2018 from being appointed as a director in terms of section 164(2) of the Act.
 - g) With respect to the adequacy of the internal financial controls over financial reporting of the Company and the operating effectiveness of such controls, refer to our separate report in "Annexure B".
 - h) With respect to the other matters to be included in the Auditor's Report in accordance with Rule 11 of the Companies (Audit and Auditors) Rules, 2014, in our opinion and to the best of our information and according to the explanations given to us:
 - i. The Company has disclosed the impact of pending litigations on its financial position in its financial statements – Refer Note 32(i) to the financial statements;
 - ii. The Company did not have any long-term contracts including derivative contracts for which there were any material foreseeable losses;
 - iii. There has been no delay in transferring amounts, required to be transferred, to the Investor Education and Protection Fund by the Company.

For Rajendra Sharma & Associates
Chartered Accountants
Firm Registration No.:- 108390W

(Rajendra Ratanlal Sharma)
Partner
M. No. : 044393
Surat, 21st May, 2018

Annexure "A" to the Independent Auditors' Report of Mohit Industries Limited for Year Ended 31st March, 2018

(Referred to in Paragraph '1' under "Report on Other Legal and Regulatory Requirements" of our report of even date)

- i. (a) The Company has maintained proper records showing full particulars, including quantitative details and situation of fixed assets.
- (b) The Company has a regular programme of physical verification of its fixed assets by which fixed assets are verified at reasonable intervals. In accordance with this programme, certain fixed assets were verified during the year and no material discrepancies were noticed on such verification.
- (c) According to the information and explanations given to us and on the basis of our examination of the records of the Company, the title deeds of immovable properties are held in the name of the Company.
- ii. As informed to us, physical verification of inventory has been conducted by the management at reasonable intervals during the year. As explained to us, no material discrepancies were noticed on such physical verification.
- iii. The Company has granted unsecured loans to one company covered in the register maintained under section 189 of the Companies Act, 2013 ('the Act').
 - (a) In our opinion, the rate of interest and other terms and conditions on which the loans had been granted to the company listed in the register maintained under Section 189 of the Act were not, prima facie, prejudicial to the interest of the Company
 - (b) As informed to us, the principal and interest of above loans were repayable as and when demanded and accordingly repayments or receipts were regular as and when demanded by the company.
 - (c) There are no overdue amounts in respect of the loans granted to the company listed in the register maintained under section 189 of the Act.
- iv. In our opinion and according to the information and explanations given to us, the Company has complied with the provisions of section 185 and 186 of the Act, with respect to the loans and investments made.
- v. According to information & explanation given to us, the company has not accepted any deposit from the public.
- vi. As explained to us, the company is maintaining cost accounts and records prescribed by the Central Government under section 148 (1) of the Companies Act, 2013. However, these cost accounts/records were not examined by us.
- vii. (a) The company has generally been regular in depositing the undisputed statutory dues including provident fund, employees' state insurance, income tax, sales tax, service tax, duty of customs, duty of excise, value added tax, cess and other material statutory dues, applicable to it, with the appropriate authorities.

According to the information and explanation given to us, no undisputed amounts in respect of income tax, sales tax, service tax, duty of customs, duty of excise, value added tax, cess were in arrears, as at 31st March, 2018 for a period of more than six months from the date they became payable.

- (b) According to the information and explanations given to us, there are no material dues of duty of customs which have not been deposited with the appropriate authorities on account of any dispute. Details of Income Tax, Sales Tax, Service Tax, Excise Duty, Value Added Tax (VAT), Entry Tax and Cess which have not been deposited as on 31 March, 2018 on account of disputes are given below:

Name of The Statute	Nature of Dues	Amount (₹. In Lakhs)	Period to which the amount relates	Forum where dispute is pending
Sales Tax Law of Gujarat	Sales Tax	4.86	FY 2001-02	Gujarat Value Added Tax Tribunal
Gujarat Entry Tax Laws	Gujarat Entry Tax	433.18	FY 2006-07	First Appellate Authority
Gujarat Entry Tax Laws	Gujarat Entry Tax	1097.25	FY 2007-08	First Appellate Authority
Gujarat Entry Tax Laws	Gujarat Entry Tax	513.82	FY 2009-10	First Appellate Authority

Name of The Statute	Nature of Dues	Amount (₹. In Lakhs)	Period to which the amount relates	Forum where dispute is pending
Gujarat VAT Act	Gujarat VAT	301.49	FY 2010-11	First Appellate Authority
Gujarat Entry Tax Laws	Gujarat Entry Tax	323.53	FY 2010-11	First Appellate Authority
Gujarat VAT Act	Gujarat VAT	28.96	FY 2012-13	First Appellate Authority
Gujarat Entry Tax Laws	Gujarat Entry Tax	339.64	FY 2012-13	First Appellate Authority
Central Excise Act	Excise Duty & Penalty	174.74	FY 2012-13	CESTAT, Ahmedabad
Central Excise Act	Excise duty rebate rejection	8.90	2013-14	Commissioner (Appeals), Surat
Finance Act, 1994	Service Tax & Penalty	7.90	Sept. 2005 to March 2010	CESTAT, Ahmedabad

- viii. In our opinion and according to the information and explanations given to us, the company has not defaulted in repayment of loans or borrowings to the banks, financial institutions or government. As explained to us, no debenture has been issued by the company.
- ix. The Company did not raise any money by way of initial public offer or further public offer (including debt instruments). According to information and explanations given to us, we are of the opinion that the term loans have been applied for the purposes for which they were raised.
- x. According to the information and explanations given to us, no material fraud by the Company or on the Company by its officers or employees has been noticed or reported during the course of our audit.
- xi. According to the information and explanations give to us and based on our examination of the records of the Company, the Company has paid/provided for managerial remuneration in accordance with the requisite approvals mandated by the provisions of section 197 read with Schedule V to the Act.
- xii. In our opinion and according to the information and explanations given to us, the Company is not a nidhi company. Accordingly, paragraph 3(xii) of the Order is not applicable.
- xiii. According to the information and explanations given to us and based on our examination of the records of the Company, transactions with the related parties are in compliance with sections 177 and 188 of the Act where applicable and details of such transactions have been disclosed in the financial statements as required by the applicable accounting standards.
- xiv. According to the information and explanations give to us and based on our examination of the records of the Company, the Company has not made any preferential allotment or private placement of shares or fully or partly convertible debentures during the year.
- xv. According to the information and explanations given to us and based on our examination of the records of the Company, the Company has not entered into non-cash transactions with directors or persons connected with him. Accordingly, paragraph 3(xv) of the Order is not applicable.
- xvi. The Company is not required to be registered under section 45-IA of the Reserve Bank of India Act 1934.

For Rajendra Sharma & Associates
Chartered Accountants
 Firm Registration No.:- 108390W

(Rajendra Ratanlal Sharma)
 Partner
M. No. : 044393
 Surat, 21st May, 2018

Annexure "B" to the Independent Auditor's Report of Even date on the Standalone Financial Statements of Mohit Industries Limited for year ended on 31st March, 2018

Report on the Internal Financial Controls under Clause (i) of Sub-section 3 of Section 143 of the Companies Act, 2013 ("the Act")

We have audited the internal financial controls over financial reporting of Mohit Industries Limited ("the Company") as of 31st March, 2018 in conjunction with our audit of standalone financial statements of the Company for the year ended on that date.

Management's Responsibility for Internal Financial Controls

The Company's management is responsible for establishing and maintaining internal financial controls based on the internal control over financial reporting criteria established by the Company considering the essential components of internal control stated in the Guidance Note on Audit of Internal Financial Controls over Financial Reporting issued by the Institute of Chartered Accountants of India ('ICAI'). These responsibilities include the design, implementation and maintenance of adequate internal financial controls that were operating effectively for ensuring the orderly and efficient conduct of its business, including adherence to company's policies, the safeguarding of its assets, the prevention and detection of frauds and errors, the accuracy and completeness of the accounting records, and the timely preparation of reliable financial information, as required under the Companies Act, 2013.

Auditors' Responsibility

Our responsibility is to express an opinion on the Company's internal financial controls over financial reporting based on our audit. We conducted our audit in accordance with the Guidance Note on Audit of Internal Financial Controls over Financial Reporting (the "Guidance Note") and the Standards on Auditing, issued by ICAI and deemed to be prescribed under section 143(10) of the Companies Act, 2013, to the extent applicable to an audit of internal financial controls, both applicable to an audit of Internal Financial Controls and, both issued by the Institute of Chartered Accountants of India. Those Standards and the Guidance Note require that we comply with ethical requirements and plan and perform the audit to obtain reasonable assurance about whether adequate internal financial controls over financial reporting was established and maintained and if such controls operated effectively in all material respects.

Our audit involves performing procedures to obtain audit evidence about the adequacy of the internal financial controls system over financial reporting and their operating effectiveness. Our audit of internal financial controls over financial reporting included obtaining an understanding of internal financial controls over financial reporting, assessing the risk that a material weakness exists, and testing and evaluating the design and operating effectiveness of internal control based on the assessed risk. The procedures selected depend on the auditor's judgment, including the assessment of the risks of material misstatement of the financial statements, whether due to fraud or error.

We believe that the audit evidence we have obtained is sufficient and appropriate to provide a basis for our audit opinion on the Company's internal financial controls system over financial reporting.

Meaning of Internal Financial Controls over Financial Reporting

A company's internal financial control over financial reporting is a process designed to provide reasonable assurance regarding the reliability of financial reporting and the preparation of financial statements for external purposes in accordance with generally accepted accounting principles. A company's internal financial control over financial reporting includes those policies and procedures that (1) pertain to the maintenance of records that, in reasonable detail, accurately and fairly reflect the transactions and dispositions of the assets of the company; (2) provide reasonable assurance that transactions are recorded as necessary to permit preparation of financial statements in accordance with generally accepted accounting principles, and that receipts and expenditures of the company are being made only in accordance with authorisations of management and directors of the company; and (3) provide reasonable assurance regarding prevention or timely detection of unauthorised acquisition, use, or disposition of the company's assets that could have a material effect on the financial statements.

Inherent Limitations of Internal Financial Controls Over Financial Reporting

Because of the inherent limitations of internal financial controls over financial reporting, including the possibility of collusion or improper management override of controls, material misstatements due to error or fraud may occur and not be detected. Also, projections of any evaluation of the internal financial controls over financial reporting to future periods are subject to the risk that the internal financial control over financial reporting may become inadequate because of changes in conditions, or that the degree of compliance with the policies or procedures may deteriorate.

Opinion

In our opinion, the Company has, in all material respects, an adequate internal financial controls system over financial reporting and such internal financial controls over financial reporting were operating effectively as at 31st March 2018, based on the internal control over financial reporting criteria established by the Company considering the essential components of internal control stated in the Guidance Note on Audit of Internal Financial Controls Over Financial Reporting issued by the Institute of Chartered Accountants of India.

Balance Sheet As At 31st March, 2018

(Amount in Rupees)

Particulars	Note No.	Figures as at 31st March, 2018	Figures as at 31st March, 2017	Figures as at 01st April, 2016
I ASSETS				
1 Non-Current Assets				
(a) Property, Plant & Equipment	4	32,29,64,774	30,50,51,603	28,27,71,441
(b) Capital Work In Progress		-	3,81,35,015	1,88,06,715
(c) Other Intangible Assets	4	1,28,338	2,70,117	3,03,009
(d) Investment Properties	5	76,73,248	76,73,248	76,73,248
(e) Financial Assets				
(i) Investments	6	2,35,40,932	1,97,77,636	1,97,96,031
(ii) Loans	7	6,84,056	6,84,056	6,84,056
(f) Other Non-Current Assets	8	20,82,729	2,59,97,168	4,77,89,493
SUB-TOTAL		35,70,74,078	39,75,88,844	37,78,23,993
2 Current Assets				
(a) Inventories	9	22,96,13,900	16,52,09,125	20,09,99,142
(b) Financial Assets				
(i) Trade Receivables	10	26,65,23,547	23,37,73,695	22,12,56,546
(ii) Cash & Cash Equivalents	11	11,60,742	58,00,512	18,29,910
(iii) Other Bank Balances	12	31,43,061	30,85,703	38,03,653
(iv) Loans	13	4,05,84,164	2,93,61,532	5,18,24,130
(c) Other Current Assets	14	13,29,33,358	18,74,74,538	15,02,17,887
SUB-TOTAL		67,39,58,771	62,47,05,104	62,99,31,267
TOTAL ASSETS		1,03,10,32,849	1,02,22,93,948	1,00,77,55,261
II EQUITIES & LIABILITIES				
A Equity				
(a) Equity Share Capital	15	14,15,75,750	14,15,75,750	14,15,75,750
(b) Other Equity		14,18,30,787	13,60,58,889	11,93,80,716
SUB-TOTAL		28,34,06,537	27,76,34,639	26,09,56,466
B Liabilities				
1 Non- Current Liabilities				
(a) Financial Liabilities				
(i) Borrowings	16	10,98,70,781	14,10,04,083	12,40,92,657
(b) Deferred Tax Liability	17	3,13,45,137	3,54,02,367	4,09,04,602
(c) Government Grants	18	61,42,100	74,19,095	86,96,090
SUB-TOTAL		14,73,58,018	18,38,25,545	17,36,93,349
2 Current Liabilities				
(a) Financial liabilities				
(i) Borrowings	19	53,24,21,006	49,28,58,770	45,28,99,015
(ii) Trade Payables	20	3,62,66,828	53,69,177	2,90,55,466
(iii) Other Financial liabilities	21	2,89,35,560	5,38,45,670	6,30,37,203
(b) Other Current Liabilities	22	8,25,419	55,68,531	46,54,596
(c) Current Tax Liabilities	23	18,19,482	31,91,615	2,34,59,166
SUB-TOTAL		60,02,68,295	56,08,33,763	57,31,05,446
TOTAL EQUITIES & LIABILITIES		1,03,10,32,849	1,02,22,93,948	1,00,77,55,261

Statement of Accounting Policies and Notes
Forming Part of Financial Statements 1 to 46

As per our Audit Report Attached
For **RAJENDRA SHARMA & ASSOCIATES**
Chartered Accountants
Firm Registration No.: 108390W

(Rajendra Ratanlal Sharma)
Partner
M. No. 044393

For & On Behalf of Board of Directors
Sitaram Saboo (Chairman)
Narayan Saboo (Managing Director)
Manish Saboo (Director & CFO)
Swati Malu (Company Secretary)
Place : Surat
Date : 21st May, 2018

Statement of Profit & Loss for the year ended on 31st March, 2018

(Amount in Rupees)

Particulars	Note No.	Figures for the year ended on 31-03-2018	Figures for the year ended on 31-03-2017
I. Revenue from Operations			
Revenue from Operations	24	1,59,59,71,400	1,62,11,95,148
II. Other Income	25	1,94,14,850	1,64,07,156
III. Total Revenue (I+II)		1,61,53,86,250	1,63,76,02,304
IV. Expenses			
Cost of Materials Consumed	26	1,15,30,77,399	1,07,09,46,372
Purchase of Traded Goods		1,19,50,918	-
Changes in Inventories of Finished Goods & Trading Goods	30	(3,02,21,271)	2,81,61,374
Excise Duty		1,68,65,059	8,78,66,240
Employee Benefit Expenses	27	7,36,35,199	7,48,11,420
Finance Costs	28	7,63,55,214	6,98,95,618
Depreciation & Amortization	4	4,06,02,975	4,18,58,183
Other Expenses	29	26,66,45,840	24,88,85,071
Total Expenses		1,60,89,11,332	1,62,24,24,278
V. Profit / (Loss) Before Exceptional Item & Tax		64,74,917	1,51,78,026
VI. Exceptional Item	31	(53,075)	5,89,377
VII. Profit / (Loss) Before Prior Period Item		64,21,842	1,57,67,403
VIII. Prior Period Item (Income / (Expenses))		22,28,636	11,63,319
IX. Profit / (Loss) Before Tax		86,50,478	1,69,30,722
X. Tax Expenses			
For Current Tax		18,19,482	31,91,615
Less:- MAT Credit Entitlement / (Reversal)		(72,86,774)	(18,83,094)
Net Current Tax		91,06,256	50,74,709
For Deferred Tax Charge / (Credit)		(40,57,230)	(55,02,235)
Income Tax of Earlier Years		91,827	6,61,680
Sub-Total		51,40,853	2,34,154
XI. Profit / (Loss) for the Period (After Tax)		35,09,625	1,66,96,568
XII. OTHER COMPREHENSIVE INCOME			
A			
(i) Items that will not be reclassified to profit or loss			
-- Equity Instruments valued at Fair Value Through OCI		22,62,272	(18,395)
(ii) Income Tax relating to items that will not be reclassified to profit or loss		-	-
B			
(i) Items that will be reclassified to profit or loss		-	-
(ii) Income Tax relating to items that will be reclassified to profit or loss		-	-
XIII. Other Comprehensive Income for the Period		22,62,272	(18,395)
XIV. Total Comprehensive Income for the Period		57,71,897	1,66,78,173
XV. Earnings per share (of Face Value of ₹10/- each)	37		
(a) Basic		0.25	1.18
(b) Diluted		0.25	1.18

Statement of Accounting Policies and Notes

Forming Part of Financial Statements

1 to 46

As per our Audit Report Attached
For RAJENDRA SHARMA & ASSOCIATES
Chartered Accountants
Firm Registration No.: 108390W
(Rajendra Ratanial Sharma)
Partner
M. No. 044393

For & On Behalf of Board of Directors
Sitaram Saboo (Chairman)
Narayan Saboo (Managing Director)
Manish Saboo (Director & CFO)
Swati Malu (Company Secretary)

Place : Surat
Date : 21st May, 2018

Cash flow statement for the year ended on 31st March, 2018

(Amount in Rupees)

PARTICULARS	2017-18	2016-17
A. CASH FLOW FROM OPERATING ACTIVITIES		
Net Profit before tax and extra-ordinary items	86,50,478	1,69,30,722
ADJUSTMENTS FOR:		
1 Depreciation & Amortization	4,06,02,975	4,18,58,183
2 Interest & Dividend Classified as Investment Cash Flows	(34,76,841)	(32,06,274)
3 Amortization of Government Grants	(12,76,995)	(12,76,995)
4 (Profit) / Loss on disposal of Property, Plant & Equipments	53,075	(5,89,377)
OPERATING PROFIT BEFORE WORKING CAPITAL CHANGES	4,45,52,692	5,37,16,259
ADJUSTMENTS FOR:		
1 (Increase) / Decrease in Trade Receivables	(3,27,49,852)	(1,25,17,149)
2 (Increase) / Decrease in Other Assets	7,06,75,990	(1,58,91,482)
3 (Increase) / Decrease in Inventories	(6,44,04,775)	3,57,90,017
4 Increase / (Decrease) in Trade Payable	3,08,97,651	(2,36,86,289)
5 Increase / (Decrease) in Other Financial Liabilities	(2,49,10,110)	(91,91,533)
6 Increase / (Decrease) in Other Current Liabilities	(47,43,112)	9,13,936
CASH GENERATED FROM OPERATIONS	1,93,18,483	2,91,33,760
1 Income Taxes Paid	(27,90,587)	(85,37,060)
NET CASH FROM OPERATING ACTIVITIES	A 1,65,27,896	2,05,96,700
B. CASH FLOW FROM INVESTMENT ACTIVITIES		
1 Payment for Property, Plant & Equipment	(2,09,72,427)	(8,58,34,377)
2 Proceeds from Sale of Property, Plant & Equipment	6,80,000	29,90,000
3 Proceeds from Sale of Investments	-	-
4 Payment for Purchase of Investments	(15,01,024)	-
5 (Increase) / Decrease in Loans & Deposits	(1,12,79,991)	2,31,80,549
6 Interest & Dividend Income	34,76,841	32,06,274
NET CASH USED IN INVESTMENT ACTIVITIES	B (2,95,96,600)	(5,64,57,554)
C. CASH FLOW FROM FINANCING ACTIVITIES		
1 Repayment of Working Capital Borrowings	(8,50,97,802)	1,60,57,255
2 Proceeds from Term Loans	39,64,431	1,94,57,071
3 Proceeds from Unsecured Loans	8,95,62,304	2,13,56,854
4 Dividend Paid	-	(1,41,57,575)
5 Dividend Distribution Tax Paid	-	(28,82,149)
NET CASH FROM FINANCING ACTIVITIES	C 84,28,933	3,98,31,457
NET INCREASE IN CASH & CASH EQUIVALENTS	(A+B+C) (46,39,771)	39,70,602
CASH AND CASH EQUIVALENTS (OPENING)	58,00,512	18,29,910
CASH AND CASH EQUIVALENTS (CLOSING)	11,60,742	58,00,512

For Rajendra Sharma & Associates
Chartered Accountants
 Firm Registration No.:- 108390W

(Rajendra Ratanlal Sharma)
Partner
 M. No. : 044393

For & On Behalf of Board of Directors
Sitaram Saboo (Chairman)
Narayan Saboo (Managing Director)
Manish Saboo (Director & CFO)
Swati Malu (Company Secretary)

Place : Surat,
 Date : 21st May, 2018

Statement of changes in equity for the year ended on 31st March, 2018

A. EQUITY SHARE CAPITAL FOR THE YEAR ENDED ON 31ST MARCH, 2018

Balance as at 1st April 2017	Changes in the Equity Share Capital during the Year	Balance as at 31st March 2018
14,15,75,750	-	14,15,75,750

EQUITY SHARE CAPITAL FOR THE YEAR ENDED ON 31ST MARCH, 2017

Balance as at 1st April 2016	Changes in the Equity Share Capital during the Year	Balance as at 31st March 2017
14,15,75,750	-	14,15,75,750

B. OTHER EQUITY FOR THE YEAR ENDED ON 31ST MARCH 2018

Particulars	Reserves & Surplus			OTHER RESERVES	TOTAL
	Securities Premium Reserve	General Reserve	Retained Earnings	FVOCI - Equity Instruments	
As at 31st March 2018					
Opening Balance as at 1st April 2017	5,87,67,000	-	7,73,10,285	(18,395)	13,60,58,889
Profit for the Year	-	-	35,09,625	-	35,09,625
Other Comprehensive Income of the year	-	-	-	22,62,272	22,62,272
Dividend including DDT	-	-	-	-	-
Closing Balance as at 31st March 2018	5,87,67,000	-	8,08,19,910	22,43,877	14,18,30,787

OTHER EQUITY FOR THE YEAR ENDED ON 31ST MARCH 2017

Particulars	Reserves & Surplus			Other Comprehensive Income	TOTAL
	Securities Premium Reserve	General Reserve	Retained Earnings	Equity Instruments Through other Comprehensive Income	
As at 31st March 2017					
Opening Balance as at 1st April 2016	5,87,67,000	-	6,93,09,806	-	12,80,76,806
Profit for the Year	-	-	1,66,96,568	-	1,66,96,568
Adjustment For Government Grants	-	-	(86,96,090)	-	(86,96,090)
Other Comprehensive Income of the year	-	-	-	(18,395)	(18,395)
Dividend including DDT	-	-	-	-	-
Closing Balance as at 31st March 2017	5,87,67,000	-	7,73,10,285	(18,395)	13,60,58,889

Notes Forming Part of Financial Statements for the year ended 31st March, 2018

1 CORPORATE INFORMATION

Mohit Industries Limited ('the company') is a public limited company domiciled in India and incorporated under the provisions of the Company Law. Its shares are listed on BSE and NSE. The company is having its head quarters in Surat and plants at Kim. The company is primarily engaged in manufacture of Texturized Yarn from POY and weaving of the Yarn to Grey Cloth.

2 BASIS OF PREPARATION

The financial statements (on standalone basis) of the Company have been prepared in accordance with Indian Accounting Standards (Ind AS) notified under Companies (Indian Accounting Standards) Rules, 2015 as amended by the Companies (Indian Accounting Standards) Rules, 2016.

For the year ended 31st March 2017, the Company had prepared its financial statements in accordance with the Accounting Standards notified under Section 133 of the Companies Act, 2013 read together with the Companies (Accounts) Rules 2014 (referred as "Indian GAAP"). For the year ended 31st March, 2018, the Company has prepared financial statements in accordance with Ind AS notified by Ministry of Corporate Affairs ('MCA').

The Company has consistently applied the accounting policies used in the preparation of its opening Ind AS Balance Sheet as at 1st April, 2016 throughout all periods presented, as if these policies had always been in effect and are covered by Ind AS 101 "First-time adoption of Indian Accounting Standards".

The transition was carried out from Indian GAAP which is considered as the previous GAAP, as defined in Ind AS 101. The reconciliation of effects of the transition from Indian GAAP on the equity as at 1st April, 2016 and 31st March, 2017 and on the net profit or loss and cash flows for the year ended 31st March, 2017 is disclosed in Note no 41 to these financial statements.

Functional and presentation of currency

The financial statements are prepared in Indian Rupees which is also the Company's functional currency.

Basis of measurement

The financial statements have been prepared on a historical cost basis except for Certain Financial Assets measured at fair value (refer accounting policy regarding financial instruments)

Use of significant accounting estimates, judgements and assumptions

The preparation of financial statements requires the management to make estimates and assumptions considered in reported amounts of assets and liabilities (including contingent liabilities) and the reported income and expenses during the year. The management believes that estimates used in preparation of financial statements are prudent and reasonable. Future results could differ due to these estimates and the difference between actual results and the estimates are recognised in the periods in which these gets materialized.

3 SIGNIFICANT ACCOUNTING POLICIES

3.1 Presentation and disclosure of financial statements

All assets and liabilities have been classified as current and non-current as per Company's normal operating cycle and other criteria set out in the division II of Schedule III of the Companies Act, 2013, for a Company whose financial statements are made in compliance with the Companies (Indian Accounting Standards) Rules, 2015. Deferred tax liabilities are classified as non-current liabilities.

Based on the nature of business and their realization in cash and cash equivalents, 12 months has been considered by the Company for the purpose of current / non-current classification of assets and liabilities.

3.2 Property, plant and equipment

- i) Under the previous GAAP, property, plant and equipment were carried at historical cost less depreciation and impairment losses, if any. On transition to Ind AS, the Company has availed the optional exemption under Ind AS 101 and accordingly it has used the carrying value as at the date of transition i.e. 1st April 2016 as the deemed cost of the property, plant & equipment under Ind AS.
- ii) Subsequent to transition date, property, plant and equipment are stated at cost of acquisition less accumulated depreciation and accumulated impairment losses, if any. Cost of property, plant and equipment includes non-refundable taxes and duties, borrowing cost directly attributable to the qualifying asset and any directly attributable costs of bringing the asset to its working condition for its intended use.
- iii) Capital work-in-progress comprises of cost incurred on property, plant and equipment not yet ready for their intended use at the Balance Sheet date. Advances paid towards the acquisition of property, plant and equipment outstanding at each balance sheet date is classified as capital advances under other non-current assets and the cost of assets not put to use before such date are disclosed under 'Capital work-in-progress'.

3.3 Depreciation on property, plant and equipment

- a) Depreciation on property, plant and equipment (other than freehold land and capital work in progress) is provided on SLM over the useful life of the relevant assets net of residual value whose life is in consonance with the life mentioned in Schedule II of the Companies Act, 2013.
- b) In the case of assets purchased, sold or discarded during the year, depreciation on such assets is calculated on pro-rata basis from the date of such addition or as the case may be, upto the date on which such asset has been sold or discarded.
- c) Depreciation on addition has been provided from the date of putting the assets into use.

3.4 Investment properties

Investment properties are measured at cost, including transaction costs.

3.5 Intangible assets

- i) Under the previous GAAP, intangible Assets acquired separately are measured on initial recognition at cost. Following initial recognition intangible assets are carried at cost less any accumulated amortization. On transition to Ind AS, the Company has availed the optional exemption under Ind AS 101 and accordingly it has used carrying value as at the date of transition i.e. 1st April 2016 as the deemed cost of intangible assets under Ind AS.
- ii) Subsequent to transition date, Intangible Assets acquired separately are measured on initial recognition at cost. Following initial recognition intangible assets are carried at cost less any accumulated amortization. Intangible assets are recognised only if it is probable that the future economic benefits attributable to the asset will flow to the enterprise and the cost of asset can be measured reliably.

3.6 Inventories

Inventories are valued at the lower of cost and net realisable value.

Costs incurred in bringing each product to its present location and condition are accounted for as follows:

- i) Raw Materials, Packing Materials & Stores & Spares: Costs include cost of purchase and other costs incurred in bringing the inventories to their present location and condition. Costs is determined based on weighted average basis.
- ii) Finished Goods and Work in Progress: Costs include cost of purchase and other costs incurred in bringing the inventories to their present location and condition. Costs is determined based on weighted average basis.

3.7 Financial instruments

Initial Recognition

All financial instruments are recognized initially at fair value. Transaction costs that are attributable to the acquisition of the financial asset (other than financial assets recorded at fair value through OCI) are included in the fair value of the financial assets. Purchase or sales of financial assets that require delivery of assets within a time frame established by regulation or convention in the market place (regular way trade) are recognised on trade date. While, loans and borrowings and payables are recognised net of directly attributable transaction costs.

Subsequent Measurement

The classification of financial instruments depends on the objective of the business model for which it is held. Management determines the classification of its financial instruments at initial recognition.

a) Non-derivative financial assets

(i) Financial assets at amortised cost

A financial asset shall be measured at amortised cost if both of the following conditions are met:

- (a) the financial asset is held within a business model whose objective is to hold financial assets in order to collect contractual cash flows and
- (b) the contractual terms of the financial asset give rise on specified dates to cash flows that are solely payments of principal and interest (SPPI) on the principal amount outstanding.

They are presented as current assets, except for those maturing later than 12 months after the reporting date which are presented as non-current assets. Financial assets are measured initially at fair value plus transaction costs and subsequently carried at amortized cost using the effective interest method, less any impairment loss.

Trade receivables, security deposits, cash and cash equivalents, employee and other advances and eligible current and non-current assets are measured at Amortized Cost.

(ii) Debt instruments at FVTOCI

A debt instrument shall be measured at fair value through other comprehensive income if both of the following conditions are met:

- (a) the objective of the business model is achieved by both collecting contractual cash flows and selling financial assets and

- (b) the asset's contractual cash flow represent SPPI

Debt instruments included within FVTOCI category are measured initially as well as at each reporting period at fair value plus transaction costs. Fair value movements are recognised in other comprehensive income (OCI). However, the Company recognises interest income, impairment losses & reversals and foreign exchange gain loss in statement of profit and loss. On derecognition of the asset, cumulative gain or loss previously recognised in OCI is reclassified from equity to profit and loss. Interest earned is recognised under the effective interest rate (EIR) model.

(iii) Equity instruments at FVTOCI

All equity instruments are measured at fair value. Equity instruments held for trading is classified as FVTPL.

For all other equity instruments, the Company may make an irrevocable election to present subsequent changes in the fair value in OCI. The Company makes such election on an instrument-by-instrument basis.

If the Company decides to classify an equity instrument as at FVTOCI, then all fair value changes on the instrument, excluding dividend are recognised in OCI which is not subsequently recycled to statement of profit and loss.

(iv) Financial assets at FVTPL

FVTPL is a residual category for financial assets. Any financial asset which does not meet the criteria for categorization as at amortised cost or as FVTOCI, is classified as FVTPL.

In addition the Company may elect to designate the financial asset, which otherwise meets amortised cost or FVOCI criteria, as FVTPL if doing so eliminates or significantly reduces a measurement or recognition inconsistency. The Company has not designated any financial asset as FVTPL.

Financial assets included within the FVTPL category are measured at fair values with all changes in the statement of profit and loss.

b) Non-derivative financial liabilities

(i) Financial liabilities at amortised cost

Financial liabilities at amortised cost represented by borrowings, trade and other payables are initially recognized at fair value, and subsequently carried at amortized cost using the effective interest rate method.

3.8 Revenue recognition

Revenue is recognized to the extent it is probable that the economic benefits will flow to the Company and the revenue can be reliably measured.

- A. Sale of goods is recognized when the significant risks and rewards of ownership of the goods have passed to the buyer and are recorded at the fair value of the consideration received or receivable, net of returns and allowances, trade and volume discounts.
- B. Interest income in respect to all the Debt Instruments and deposits which are measured at cost or at fair value through other comprehensive income, is recorded using effective interest rate (EIR). EIR is the rate that exactly discounts the estimated future cash payments or receipts over the expected life of the financial instrument or a shorter period, where appropriate, to the gross carrying amount of the financial asset or to the amortized cost of a financial liability. Interest Income is included in Other Income in the statement of profit and loss.
- C. Export Benefits are recognized in the year of export
- D. Job Charges are recognised on delivery of the goods to the customers after completing the job work on the same.

3.9 Foreign currency transactions

Transactions denominated in foreign currencies are recorded at the exchange rates prevailing on the date of the transaction. As at the Balance Sheet date, foreign currency monetary assets and liabilities are translated at closing exchange rate. The gains or losses resulting from such translations are included in net profit in the Statement of Profit and Loss.

Non-monetary assets and non-monetary liabilities denominated in a foreign currency and measured at fair value are translated at the exchange rate prevalent at the date when the fair value was determined. Non-monetary assets and non-monetary liabilities denominated in a foreign currency and measured at historical cost are translated at the exchange rate prevalent at the date of the transaction.

Transaction gains or losses realized upon settlement of foreign currency transactions are included in determining net profit for the period in which the transaction is settled. Revenue, expense and cash flow items denominated in foreign currencies are translated into the relevant functional currencies using the exchange rate in effect on the date of the transaction.

3.10 Employee Benefits

- (a) All the Short Term Employee Benefits are accounted for on the basis of services rendered by the employees of the company.
- (b) Company contributes towards Provident Fund which is Defined Contribution schemes. Liability in respect thereof is determined on basis of contribution required to be made as per statutes/ rules.
- (c) No provision has been made for Long Term Employee Benefits such as Gratuity and Leave Encashment as the same are recognized as and when they become due for payment.

3.11 Borrowing Cost

Borrowing Costs that are attributable to the acquisition, construction or production of qualifying assets are capitalized as part of Cost of such assets. A qualifying asset is one that necessarily takes a substantial period of time to get ready for its intended use. All other borrowing costs are charged the Statement of Profit & Loss.

3.12 Taxes on income

Tax expenses for the year comprises of current tax, deferred tax charge or credit and adjustments of taxes for earlier years. In respect of amounts adjusted outside profit or loss (i.e. in other comprehensive income or equity), the corresponding tax effect, if any, is also adjusted outside profit or loss.

Provision for current tax is made as per the provisions of Income Tax Act, 1961.

Deferred tax is provided using the liability method on temporary differences between the tax bases of assets and liabilities and their carrying amounts for financial reporting purposes at the reporting date.

Deferred tax liabilities are recognised for all taxable temporary differences, and deferred tax assets are recognised for all deductible temporary differences, carryforward tax losses and allowances to the extent that it is probable that future taxable profits will be available against which those deductible temporary differences, carry forward tax losses and allowances can be utilised. Deferred tax assets and liabilities are measured at the tax rates that are expected to apply in the year when the asset is realized or the liability is settled, based on tax rates (and tax laws) that have been enacted or substantively enacted at the reporting date. Deferred tax assets and deferred tax liabilities are offset, if a legally enforceable right exists to set off current tax assets against current tax liabilities and the deferred taxes relate to the same taxation authority.

3.13 Excise Duty, Value Added Tax (VAT) & GST

Excise Duty, VAT and GST credit received on purchases is reduced from respective item of purchases.

Excise Duty, VAT and GST on Sales is credited to Payable account and differential amount, if any, is paid. Thus, the company has followed exclusive method of accounting whereby purchases, sales and stock is shown exclusive of GST and accounted for in separate Account.

3.14 Provisions and contingent liabilities

A provision is recognized when the Company has a present obligation (legal or constructive) as a result of past event and it is probable that an outflow of resources embodying economic benefits will be required to settle the obligation, in respect of which a reliable estimate can be made.

A disclosure for a contingent liability is made when there is a possible obligation or a present obligation that may, but probably will not require an outflow of resources.

4. PROPERTY, PLANT & EQUIPMENT

(Amount in Rupees)

PARTICULARS	GROSS BLOCK			DEPRECIATION BLOCK				NET BLOCK		
	Balance as at 1st April 2017	Additions / Adjustments	Disposals / Retirements	Balance as at 31st March, 2018	Balance as at 1st April, 2017	Depre- ciation Charge for the year	On Disposals	Balance as at 31st March, 2018	Balance as at 31st March, 2018	Balance as at 31st March, 2017
Land	16154703	0	0	16154703	0	0	0	0	16154703	16154703
Factory Building	167177846	50751532	0	217929378	30195051	6663224	0	36858275	181071103	136982795
Office Building	3379800	0	0	3379800	552590	54249	0	606839	2772961	2827210
Plant & Machinery	256751569	1889585	11500000	247141154	178734974	18133012	10925003	185942983	61198171	78016595
Generator Set	4620832	0	0	4620832	3143122	498666	0	3641788	979044	1477710
Water Jet Looms	74758591	0	0	74758591	65999213	2277020	0	68276233	6482358	8759378
Water Jet Imported	58433777	0	0	58433777	14887198	8781301	0	23668499	34765278	43546579
Electric Installation	19137333	206358	0	19343691	12128306	1162962	0	13291268	6052424	7009028
Office & Factory Equipments	8335014	464717	0	8799731	5331755	1001724	0	6333479	2466252	3003259
Vehicles	8646264	5554995	924860	13276399	3845432	1110771	766782	4189421	9086978	4800832
Furniture	3057978	14800	0	3072778	1968879	124966	0	2093845	978933	1089099
Diesel Tank	161435	0	0	161435	161435	0	0	161435	0	0
Computer	4747048	225455	0	4972503	3362632	653301	0	4015933	956570	1384416
Total Tangible Assets	625362190	59107442	12424860	672044772	320310587	40461196	11691785	349079998	322964774	305051603
INTANGIBLE ASSETS										
Computer Software	708898	0	0	708898	438781	141779	0	580560	128338	270117
Total Intangible Assets	708898	0	0	708898	438781	141779	0	580560	128338	270117
Previous Year	565832004	66506077	6266992	626071088	282757554	41858183	3866369	320749368	305321720	283074450

(Amount in Rupees)

Particulars	As At 31st March, 2018	As At 31st March, 2017	As at 01st April, 2016
5 Investment Properties			
Gross Carrying Amount			
Opening Gross Carrying Amount	76,73,248	76,73,248	76,73,248
Additions	-	-	-
Closing Gross Carrying Amount	76,73,248	76,73,248	76,73,248
Accumulated Depreciation			
Opening Accumulated Depreciation	-	-	-
Additions	-	-	-
Closing Accumulated Depreciation	-	-	-
Net Carrying Amount	76,73,248	76,73,248	76,73,248
6 Non-Current Investments			
A. Valued at Cost less other than temporary diminution in value, if any			
(a) Investment in Equity Instruments (Fully Paid Up)			
In Associates			
(a) Mohit Yarns Ltd. 663000	1,57,23,000	1,57,23,000	1,57,23,000
(b) Mohit Overseas Ltd. 394000	37,99,000	37,99,000	37,99,000
(c) Mohit E-Waste Recovery P. Ltd. 19400	1,94,000	1,94,000	1,94,000
In Subsidiaries			
(a) Maxum Metal Pvt Ltd 5100	51,000	51,000	51,000
B. Valued at fair value through FVOCI			
(a) Investment in Equity Instruments (Fully Paid Up)			
(i) Unquoted	No. of Share		
(a) Sasmi Co-op. Society Ltd.		7,200	7,200
(b) ITC Co-op. Hsg. Soc. Ltd.	5	251	251
(c) Shamrao Vithal Co.op Bank	100	2,500	2,500
(ii) Quoted			
(a) Trigyn Technology Ltd.		775	685
(6 Equity Shares of Cost of ₹ 194/-)			194
(b) Birla Power Solutions Ltd.		-	-
(5000 Equity Shares of Cost of ₹ 18,886/-)			18,886
(c) BigBloc Construction Limited		37,63,206	-
(23073 Equity Shares of Cost of ₹ 15,01,024/-)			-
TOTAL	2,35,40,932	1,97,77,636	1,97,96,031
Aggregate Amount of Unquoted Shares	1,97,76,951	1,97,76,951	1,97,76,951
Aggregate Amount of Quoted Shares	37,63,981	685	19,080
Aggregate Market Value of Quoted shares	37,63,981	685	402
7 Non Current Financial Assets - Loans (Unsecured, Considered Good by Directors)			
(a) Security Deposits	6,84,056	6,84,056	6,84,056
TOTAL	6,84,056	6,84,056	6,84,056
8 Other Non-Current Assets			
(a) Capital Advances	20,82,729	1,87,10,394	3,52,04,724
(b) MAT Credit Receivable	-	72,86,774	91,69,868
(c) Other Advances	-	-	34,14,901
TOTAL	20,82,729	2,59,97,168	4,77,89,493

(Amount in Rupees)

Particulars	As At 31st March, 2018	As At 31st March, 2017	As at 01st April, 2016
9 Inventories			
(a) Raw Materials & Stock in process	13,57,92,993	10,00,89,327	10,99,82,014
(b) Finished Goods	8,71,58,155	5,69,36,884	8,50,98,258
(c) Yarn Oil	10,90,345	7,12,304	11,35,850
(d) Packing Material	49,27,939	59,21,490	43,59,920
(e) Stores & Spares	6,44,468	15,49,120	4,23,100
TOTAL	22,96,13,900	16,52,09,125	20,09,99,142
10 Trade Receivables			
Sundry Debtors	24,15,98,616	20,43,08,238	19,73,73,269
<i>(Unsecured, considered good by Directors)</i>			
Other Trade Receivables	2,49,24,931	2,94,65,457	2,38,83,277
<i>(Unsecured, considered good by Directors)</i>			
TOTAL	26,65,23,547	23,37,73,695	22,12,56,546
11 Cash & Cash Equivalents			
(a) Cash on Hand	1,54,575	42,19,068	7,14,059
(b) Balances in Bank in Current Account	10,06,167	15,81,444	11,15,851
TOTAL	11,60,742	58,00,512	18,29,910
12 Cash & Bank Balances			
(a) Balances with Bank in F.D. (As margin Deposits)			
-- F.D. with State Bank of Travancore	31,43,061	30,85,703	38,03,653
TOTAL	31,43,061	30,85,703	38,03,653
13 Loans			
<i>(Unsecured, considered good by Directors)</i>			
(d) Loans & Advances Given			
-- To Related Parties	9,48,775	2,93,61,532	3,35,28,130
-- To Others	3,96,35,389	-	1,82,96,000
TOTAL	4,05,84,164	2,93,61,532	5,18,24,130
14 Other Current Assets			
<i>(Unsecured, considered good by Directors)</i>			
(a) Interest Accrued on Bank FDR	11,25,468	11,29,078	9,97,884
(b) Advance to Suppliers	1,06,19,136	1,09,41,579	67,33,411
(c) Balances with Revenue / Government Authorities	10,73,16,811	16,73,86,224	13,06,84,945
(d) Other Advances	1,38,71,944	80,17,657	1,18,01,648
TOTAL	13,29,33,358	18,74,74,538	15,02,17,887

Particulars	As at 31st March, 2018 (Number)	As at 31st March, 2017 (Number)
15 Share Capital		
Authorized Share Capital		
1,50,00,000 equity shares of ₹ 10/- each (As at 31-03-2017, 1,50,00,000 equity shares)	15,00,00,000	15,00,00,000
Issued Share Capital		
1,46,82,900 Equity Shares of ₹ 10/- each (As at 31-03-2017, 1,46,82,900 equity shares)	14,68,29,000	14,68,29,000
Subscribed & Fully Paid Up		
1,41,57,575 equity shares of ₹ 10/- each, fully paid up (as at 31-03-2017, 1,41,57,575 equity shares of ₹ 10/- each)	14,15,75,750	14,15,75,750
TOTAL ₹	14,15,75,750	14,15,75,750

15.1 The Company has only one class of shares referred to as Equity Shares having face value of ₹ 10/- each. Each equity Shareholder is eligible for one vote per share held.

15.2 Reconciliation of No. of Equity Shares Outstanding at the Beginning & End of the reporting period:

Particulars	As at 31st March, 2018 (Number)	As at 31st March, 2017 (Number)
Shares Outstanding at the Beginning of the Year	1,41,57,575	1,41,57,575
(+) Shares Issued during the year	-	-
(-) Shares Buy-back During the year	-	-
Shares Outstanding at the End of the year	1,41,57,575	1,41,57,575

15.3 Shares in the company held by each shareholder holding more than 5% Equity Shares

Name of Shareholder	Equity Shares			
	As at 31 March 2018		As at 31 March 2017	
	No. of Shares held	% of Holding	No. of Shares held	% of Holding
Mask Investments Limited	14,28,881	10.09%	14,98,881	10.59%
Mohit Overseas Limited	15,98,622	11.29%	15,98,622	11.29%
Mohit Yarns Limited	19,70,609	13.92%	20,40,609	14.41%

(Amount in Rupees)

Particulars	As At 31st March, 2018	As At 31st March, 2017	As At 01st April, 2016
16 Non-Current Financial Liabilities - Borrowings			
(a) Secured Loans			
(i) Term Loans - from Banks & NBFC			
-- Term Loans from Banks	13,13,97,089	14,81,46,529	13,54,58,640
-- Car Loans	66,41,239	33,12,275	84,22,832
	13,80,38,328	15,14,58,804	14,38,81,472
Less:- (a) Current Maturities of Long Term Debts	2,75,63,157	4,39,26,398	5,58,25,560
(b) Interest Accrued But not Due	6,04,390	16,26,056	16,06,633
Sub-Total	10,98,70,781	10,59,06,350	8,64,49,279
(b) Unsecured Loans			
(i) Loans from Director	-	3,41,00,000	3,41,00,000
(ii) Loans from NBFC	-	84,38,712	83,52,942
	-	4,25,38,712	4,24,52,942
Less:- (a) Current Maturities of Long Term Debts	-	74,40,979	48,09,564
(b) Interest Accrued But not Due	-	-	-
Sub-Total	-	3,50,97,733	3,76,43,378
TOTAL	10,98,70,781	14,10,04,083	12,40,92,657

16.1 Car Loans from Bank & Financial Institutions are secured by hypothecation of Motor Cars for which loan has been taken.

16.2 Term Loans from Banks are secured by hypothecation of all the fixed assets of the company.

16.3 Term Loan from Banks are also secured by entire Land & Building of the Company located at Kudsad-Kim, Olpad Taluka, Surat.

16.4 The Term Loans are also secured against Flat at Soffitel Tower, Surat and Office at International Trade Center, Surat of the company. Term Loan is also secured against personal properties of directors and sister concern M/s Mohit Yarns Ltd. All the term loans are guaranteed by directors of the Company.

16.5 Terms of Repayment of Term Loans:-

(a) Term Loan of ₹ 363.77 Lakhs is Repayable in monthly installments of ₹ 8,78,000/- each and will be repaid in September, 2021. Term Loan of ₹ 157.54 Lakhs is repayable in monthly installments of ₹ 4,20,000/- each and shall be repaid by April, 2021. Term loan of SVC Bank of ₹ 950 Lakhs (O/s Amount ₹ 792.66 Lakhs) shall be repaid in monthly installments of ₹ 16,00,000/- and shall be repaid by December, 2023. The rate of interest of term loans is 13.60%.

(b) Car Loan from Kotak Mahindra Prime Limited is repayable in 47 monthly installments of ₹ 25,934/- and ₹ 24,545/- each.

(c) Car Loan taken from Volkswagen Finance Limited is repayable in 28 installments of ₹ 52,910/- each.

(d) Car Loan taken from ICICI bank is repayable in 53 installments of ₹ 75,060/- each.

(Amount in Rupees)

Particulars	As At 31st March, 2018	As At 31st March, 2017	As At 01st April, 2016
17 Deferred Tax Liabilities			
Deferred Tax Liabilities:			
Property, Plant & Equipment	3,13,75,425	3,54,47,796	4,09,65,167
Deferred Tax Assets:			
Demerger Expenses (Deferred in Income Tax)	(30,288)	(45,429)	(60,565)
Net Deferred Tax Liability / (Asset)	3,13,45,137	3,54,02,367	4,09,04,602
18 Government Grants			
Opening Balances	74,19,095	86,96,090	99,73,085
Add:- Grants During the Year	-	-	-
Less:- Released to profit and loss	12,76,995	12,76,995	12,76,995
TOTAL	61,42,100	74,19,095	86,96,090
19 Current Financial Liabilities - Borrowings			
(a) Secured Loans			
(i) Cash Credit Limit From Banks	26,76,43,598	34,05,40,911	28,22,70,015
(ii) Export Packing Credit Limit	9,64,58,445	11,36,28,117	15,58,41,758
(iii) S.V.C. Bill Discounting Loan	49,69,185	-	-
SUB-TOTAL	36,90,71,227	45,41,69,029	43,81,11,773
(b) Unsecured Loans			
(i) From Companies (Repayable on demand)	68,36,558	3,84,31,911	25,00,000
(ii) From Directors	15,32,80,736	-	-
(ii) From NBFC	32,32,485	2,57,830	1,22,87,242
SUB-TOTAL	16,33,49,779	3,86,89,741	1,47,87,242
TOTAL	53,24,21,006	49,28,58,770	45,28,99,015
19.1 Cash Credit Limit & Export Packing Credit Limit is secured against First paripassu charge on the stock, books debts and entire current assets of the company. It is also secured by charge over assets mentioned in Note No. 16.3 above.			
20 Current Financial Liabilities - Trade Payables			
A <i>Total outstanding dues of micro enterprises and small enterprises (See Note No. 38)</i>			
B. <i>Total outstanding dues of creditors other than micro enterprises and small enterprises:-</i>			
(a) Trade Payables (For Goods & Services)	3,62,66,828	53,69,177	2,90,55,466
TOTAL	3,62,66,828	53,69,177	2,90,55,466
21 Other Financial Liabilities			
(a) Current Maturities of Long term Borrowings	2,75,63,157	5,13,67,377	6,06,35,124
(b) Interest Accrued But Not Due	6,04,390	16,26,056	16,06,633
(c) Unclaimed Dividend	7,68,013	8,52,237	7,95,446
TOTAL	2,89,35,560	5,38,45,670	6,30,37,203
22 Other Current Liabilities			
(a) Statutory Dues Payable	8,25,419	27,80,596	11,71,297
(b) Advance from Customers	-	27,87,936	34,83,299
TOTAL	8,25,419	55,68,531	46,54,596
23 Current Tax Liabilities			
Provision for Tax	18,19,482	31,91,615	64,19,442
Proposed Dividend	-	-	1,41,57,575
Dividend Distribution Tax Payable	-	-	28,82,149
TOTAL	18,19,482	31,91,615	2,34,59,166

(Amount in Rupees)

Particulars	For Year Ended on 31st March, 2018	For Year Ended on 31st March, 2017
24 Revenue from Operations		
(a) Sales of Services (Job Charges Received)	77,97,034	1,35,47,226
(b) Sales of Products:-		
-- Finished Goods (Including Excise Duty)	1,55,31,71,669	1,57,47,25,633
-- Traded Goods	1,46,06,661	-
(c) Other Operating Revenues		
-- Export Benefits	19,33,561	29,36,240
-- Excise & Service Tax of Earlier Years	4,86,397	1,25,36,948
-- Brokerage Received	1,11,961	1,02,414
-- Export Commission	1,78,64,117	1,73,46,687
TOTAL	1,59,59,71,400	1,62,11,95,148
25 Other Income		
Dividend Received	7,568	1,800
Net Gain from Foreign Currency Transaction & Translation	88,74,659	68,51,772
Interest Received from Debtors	49,62,079	50,17,039
Interest Received on Bank FD & Loans given	34,69,273	32,04,474
Insurance Claim Received	53,185	20,440
E-Scrap Sales	-	5,000
Government Grant	12,76,995	12,76,995
Balance w/off	7,17,660	-
Other Income	53,430	29,637
TOTAL	1,94,14,850	1,64,07,156
26 Cost of Materials Consumed		
Raw Material Consumed	1,15,30,77,399	1,07,09,46,372
TOTAL	1,15,30,77,399	1,07,09,46,372
27 Employee Benefit Expenses		
Salary, Wages & Bonus	7,07,33,318	7,25,93,898
Staff Welfare Expenses	8,90,133	9,02,402
Contribution to Provident Fund & other Funds	20,11,748	13,15,120
TOTAL	7,36,35,199	7,48,11,420
28 Finance Costs		
Interest Paid	6,56,16,920	6,04,69,824
Other Bank & Finance Charges	1,07,38,293	94,25,794
TOTAL	7,63,55,214	6,98,95,618
29 Other Expenses		
Manufacturing Expenses		
Stores & Spares consumed	1,19,32,608	1,06,86,657
Power & Fuel	9,23,87,766	9,38,60,695
Yarn Oil Consumed	2,53,29,644	2,42,01,653
Packing Material Consumed	4,88,80,991	4,14,50,453
Freight & Carriage Inward	-	24,487
Job Charges Paid	47,14,796	47,26,202
Factory Exp	13,92,559	15,10,656
(a)	18,46,38,363	17,64,60,803
Administrative Expenses		
Repairs to Machinery	29,32,738	40,48,848
Traveling & Conveyance	52,20,408	80,03,600
Maintenance & AMC	1,44,474	-
Auditors Remuneration	3,52,500	3,16,125
Computer Expenses	4,38,004	3,51,992
Demat Charges	30,119	41,292
Donation	47,000	11,000
Electricity Expense	4,90,043	3,21,277
Office & General Expense	9,87,943	14,36,908
Interest on Creditors & Taxes	25,09,231	38,98,813

(Amount in Rupees)

Particulars	For Year Ended on 31st March, 2018	For Year Ended on 31st March, 2017
Membership Fees	2,84,781	1,04,261
Printing & Stationery	18,96,499	19,16,268
Communication expense	10,97,384	9,89,467
Legal & Professional Expense	34,99,480	38,40,039
Insurance	4,10,231	5,44,746
Rates & Taxes	23,17,813	2,89,333
Rent	95,500	77,700
Security Service Charges	19,79,068	20,16,876
(b)	<u>2,47,33,215</u>	<u>2,82,08,546</u>
Selling & Distribution Expenses		
Bad Debts	1,15,60,779	-
Commission & Brokerages	40,18,157	33,60,000
Discount Allowed	79,27,186	68,31,053
Export Expenses	2,53,77,579	2,83,01,984
Carriage Outward	50,52,096	53,41,008
Cartage Expense	2,42,274	-
Sales Promotion	28,82,710	1,91,577
Other Selling & Distribution expense	2,13,480	1,90,100
(c)	<u>5,72,74,261</u>	<u>4,42,15,722</u>
TOTAL (a+b+c)	<u>26,66,45,840</u>	<u>24,88,85,071</u>
30 Changes in Inventories of Finished Goods		
Opening Stock of Finished Goods	5,69,36,884	8,50,98,258
Less:- Closing Stock of Finished Goods	8,71,58,155	5,69,36,884
TOTAL	<u>(3,02,21,271)</u>	<u>2,81,61,374</u>
31 Exceptional Item		
(a) Profit / (Loss) on Sale of Fixed Assets	(53,075)	5,89,377
TOTAL	<u>(53,075)</u>	<u>5,89,377</u>

32 CONTINGENT LIABILITY & COMMITMENTS:-

(i) Contingent Liability In Respect of

(Amount in Rupees)

Particulars	As at 31st March, 2018	As at 31st March, 2017
(a) Sales Tax Demand Disputed in Appeal	4,86,462	4,86,462
(b) Gujarat Entry Tax Demand of F.Y. 2006-07 pending at appeal stage* * The Tribunal has set-aside the order to First Appellate Authority. The management states that the demand is not sustainable in law.	4,33,18,045	4,33,18,045
(c) Gujarat Entry Tax Demand of F.Y. 2009-10 pending at appeal stage* * The Tribunal has set-aside the order to First Appellate Authority. The management states that the demand is not sustainable in law.	5,13,82,920	5,13,82,920
(d) Gujarat VAT Demand of F.Y. 2010-11 (Tax and Penalty)* Gujarat Entry Tax Demand of F.Y. 2010-11 pending at appeal stage* *The appeal against above demands is pending before First Appellate Authority. The management states that Tribunal has deleted identical demand of FY 2009-10 in case of VAT and demand in case of Entry Tax has been set aside for FY 2009-10 to First Appellate Authority and thus demand raised is not sustainable in law.	3,01,49,224 3,23,53,021	3,01,49,224 3,23,53,021
(e) Gujarat Entry Tax Demand of F.Y. 2007-08 pending at appeal stage* * The appeal against above demand is pending before First Appellate Authority The management states that this demand is not sustainable in law.	10,97,25,737	10,97,25,737

(Amount in Rupees)

Particulars	As at 31st March, 2018	As at 31st March, 2017
(f) Gujarat VAT Demand of F.Y. 2012-13 (Tax and Penalty)*	22,29,092	22,29,092
Gujarat CST Demand of F.Y. 2012-13 (Tax and Penalty)*	6,67,187	6,67,187
Gujarat Entry Tax Demand of F.Y. 2012-13 (Tax and Penalty)*	3,39,64,332	3,39,64,332
*The appeal against above demands is pending before First Appellate Authority. The management states that Tribunal has deleted identical demand of FY 2009-10 in case of VAT and demand in case of Entry Tax has been set aside for FY 2009-10 to First Appellate Authority and thus demand raised is not sustainable in law.		
(g) Excise Duty Demands/ Excise Rebate rejected pending at various Appellate Stages	1,83,63,086	1,83,63,086
(h) Service Tax Demands pending before appellate authority	7,90,408	7,90,408
(ii) Commitments:-		
(a) Estimated amount of contracts remaining to be executed on capital account and not provided for is ₹ NIL (P.Y. ₹ 1896.26 Lakhs)		
(b) Uncalled Liability on shares and other investments partly paid ₹ Nil (P.Y. ₹ Nil)		
(c) Other Commitments ₹ Nil (P.Y. ₹ Nil)		
33 PAYMENT TO AUDITORS	31/03/2018	31/03/2017
Audit Fees (Including Tax Audit Fees)	3,52,500	4,31,125
For Taxation Matters	25,000	-
TOTAL	3,77,500	4,31,125
34		
a) Value of imports	NIL	(P.Y. NIL)
b) Expenditure in Foreign Currency	₹ 68.74 Lakhs	(P.Y. ₹ 85.71 Lakhs)
c) Amount remitted in Foreign	NIL	(P.Y. NIL)
d) Currency on dividend A/c.		
35		
a) Exports on F.O.B.	₹ 6928 Lakhs	(P.Y. ₹ 7174Lakhs)
b) Earnings in Foreign Currency	NIL	(P.Y. NIL)
36 RELATED PARTY RELATIONSHIP AND TRANSACTION		
A. Name of Related Parties & Nature of Relationships		
a) Subsidiary		
1 Maxum Metals Pvt. Ltd.		
b) Associates		
1 Mohit Overseas Limited	3 Mohit E-Waste Recovery Pvt. Ltd.	
2 Mohit Yarns Limited		
c) Enterprises Controlled by Key Managerial Personnel & their relatives		
1 Soul Clothing Pvt. Ltd.	4 Mohit Texport Pvt. Ltd.	
2 Mohit Exim Pvt. Ltd.	5 Mask Investments Limited	
3 Bigbloc Construction Limited		
d) Key Managerial Personnel		
1 Sitaram Saboo	3 Naresh S. Saboo	
2 Narayan S. Saboo	4 Manish N. Saboo	

B. Transactions with Related Parties

Amount in Rupees

Particulars	Enterprises Controlled by Key Management personnel		Subsidiary		Associates		Key Managerial Personnel & Their Relatives	
	Current Year	Previous Year	Current Year	Previous Year	Current Year	Previous Year	Current Year	Previous Year
Transaction during the year								
(a) Job Charges Paid	-	-	-	-	47,14,796	46,53,624	-	-
(b) Loans / Advances Given	6,48,33,417	10,47,90,932	-	-	-	-	-	-
(c) Repayment of Loans / Advances/ Given	9,41,94,949	11,13,63,121	-	-	-	-	-	-
(d) Salary Paid	-	-	-	-	-	-	5,40,000	7,20,000
(e) Purchase of Goods	-	7,09,803	-	-	-	-	-	-
(f) Sales of Goods	11,10,480	54,382	-	-	-	1,95,357	-	-
(g) Interest Received	10,20,602	26,72,878	-	-	-	-	-	-
(h) Unsecured Loans taken	30,00,000	-	-	-	-	-	15,87,57,447	-
(i) Unsecured Loans repaid	30,00,000	-	-	-	-	-	3,95,76,711	-
Balances as at Year End								
(a) Trade Payables	-	87,196	-	-	39,53,287	10,30,374	5,40,000	7,20,000
(b) Unsecured Loans	-	-	-	-	-	-	15,32,80,736	3,41,00,000
(c) Loans Given	8,83,257	2,93,61,532	-	-	-	-	-	-
(d) Investments (Share)	-	-	51,000	51,000	1,97,16,000	1,97,16,000	-	-

C. Disclosure in respect of Material Related party transaction during the year

Amount in Rupees

Particulars	Enterprises Controlled by Key Management personnel		Subsidiary	Associates	Key Managerial Personnel & Their Relatives
	Current Year	Previous Year			
(a) Sales of Goods					
- Soul Clothing Pvt. Ltd.			11,10,480	-	-
(b) Job Charges Paid					
-- Mohit Oversees Ltd.			-	47,14,796	-
(c) Interest Received					
- Bigbloc Construction Ltd.			9,81,397	-	-
- Soul Clothing Pvt. Ltd.			39,205	-	-
(d) Salary Paid					
- Narayan Saboo			-	-	1,80,000
- Naresh Saboo			-	-	1,80,000
- Manish Saboo			-	-	1,80,000
(e) Unsecured Loans Taken					
- Narayan Saboo			-	-	5,01,33,338
- Naresh Saboo			-	-	4,48,86,486
- Manish Saboo			-	-	3,44,57,620
- Sitaram Saboo			-	-	2,92,80,003
- Soul Clothing Pvt. Ltd.			30,00,000	-	-
(f) Repayment of Unsecured Loans					
- Narayan Saboo			-	-	1,66,67,185
- Naresh Saboo			-	-	1,02,05,000
- Manish Saboo			-	-	55,89,000
- Sitaram Saboo			-	-	71,15,526
- Soul Clothing Pvt. Ltd.			30,00,000	-	-
(g) Loans / Advance Given					
- Bigbloc Construction Ltd.			6,03,33,417	-	-
- Soul Clothing Pvt. Ltd.			45,00,000	-	-
(h) Repayment of Loans / Advances Given					
- Bigbloc Construction Ltd.			8,96,94,949	-	-
- Soul Clothing Pvt. Ltd.			45,00,000	-	-

37 EARNINGS PER SHARE

Sl. No.	Particulars	UNIT OF MEASUREMENT	March 31, 2018	March 31, 2017
1	Net Profit / (Loss) after tax	₹	35,09,625	1,66,96,568
2	Weighted Average Number of Equity Shares	Number	1,41,57,575	1,41,57,575
3	Earnings Per Share - Basic & Diluted	1 / 2	0.25	1.18

38 Disclosures of the Micro, Small and Medium Enterprises:-

The management of the Company has not received any intimation from 'suppliers' regarding their status under the Micro, Small and Medium Enterprises Development Act, 2006 and hence disclosure requirements in this regard as per Schedule III of the Companies Act, 2013 could not be provided.

39 Segment Reporting

In line with Accounting Standard 17 on 'Segment Reporting', taking into account the organizational structure, product type as well as the differing risks and returns criterion, the Company is engaged in only one reportable segment viz. "Textiles".

40 Disclosure pursuant to Indian Accounting Standard 19 'Employee benefits':

(A) The Company has recognized the following amounts towards defined contribution plans as an expense and included in the Statement of Profit and Loss.

Particulars	Amount in Rupees	
	F.Y. 2017-18	F.Y. 2016-17
Provident Fund	20,11,748	11,85,020
Employees' State Insurance	1,37,475	1,30,100

(B) The company has not provided for Post Employment Benefits and other long term employee benefit sunder Defined Benefit Plans on accrual basis but provides the same as and when they become due for payment. Accordingly, the following amounts have been provided as expenses during the year and charged in the Statement of Profit and Loss as they have become due:

Particulars	Amount in Rupees	
	F.Y. 2017-18	F.Y. 2016-17
Gratuity	52,100	2,23,750

41 Disclosures as required by Indian Accounting Standard (Ind As) 101 'First Time Adoption Of Indian Accounting Standards':**(a) Reconciliation of equity as at 31st March 2017**

Particulars	Amount in Rupees		
	IGAAP (A)	Adjustments (B)	Ind AS (A+B)
I ASSETS			
1 Non-Current Assets			
(a) Property, Plant & Equipment	30,50,51,603	-	30,50,51,603
(b) Capital Work In Progress	3,81,35,015	-	3,81,35,015
(c) Other Intangible Assets	2,70,117	-	2,70,117
(d) Investment Properties	-	76,73,248	76,73,248
(e) Financial Assets			
(i) Investments	2,74,69,279	(76,91,643)	1,97,77,636
(ii) Loans	1,93,94,450	(1,87,10,394)	6,84,056
(f) Other Non-Current Assets	72,86,774	1,87,10,394	2,59,97,168
Sub-Total	39,76,07,239	(18,395)	39,75,88,844
2 Current Assets			
(a) Inventories	16,52,09,125	-	16,52,09,125
(b) Financial Assets			
(i) Trade Receivables	28,17,15,501	(4,79,41,806)	23,37,73,695
(ii) Cash & Cash Equivalents	88,86,215	(30,85,703)	58,00,512
(iii) Other Bank Balances	-	30,85,703	30,85,703
(iv) Loans	21,68,36,070	(18,74,74,538)	2,93,61,532
(c) Other Current Assets	-	18,74,74,538	18,74,74,538
Sub-Total	67,26,46,910	(4,79,41,806)	62,47,05,104
TOTAL ASSETS	1,07,02,54,149	(4,79,60,201)	1,02,22,93,948

Amount in Rupees

	Particulars	IGAAP (A)	Adjustments (B)	Ind AS (A+B)
II	EQUITIES & LIABILITIES			
A	(a) Equity Share Capital	14,15,75,750	-	14,15,75,750
	(b) Other Equity	14,34,96,380	(74,37,490)	13,60,58,889
	Sub-Total	28,50,72,130	(74,37,490)	27,76,34,639
B	Liabilities			
1	Non-Current Liabilities			
	(a) Financial Liabilities			
	(i) Borrowings	14,10,04,083	-	14,10,04,083
	(b) Deferred Tax Liabilities (net)	3,54,02,367	-	3,54,02,367
	(c) Government Grants	-	74,19,095	74,19,095
	Sub-Total	17,64,06,450	74,19,095	18,38,25,545
2	Current Liabilities			
	(a) Financial liabilities			
	(i) Borrowings	49,28,58,770	-	49,28,58,770
	(ii) Trade Payables	4,44,06,934	(3,90,37,757)	53,69,177
	(iii) Other Financial liabilities	-	5,38,45,670	5,38,45,670
	(b) Other Current Liabilities	6,83,18,250	(6,27,49,719)	55,68,531
	(c) Short Term Provisions	31,91,615	(31,91,615)	-
	(d) Current Tax Liabilities	-	31,91,615	31,91,615
	Sub-Total	60,87,75,570	(4,79,41,806)	56,08,33,763
	TOTAL EQUITY & LIABILITIES	1,07,02,54,149	(4,79,60,201)	1,02,22,93,948
(b)	Reconciliation of profit and loss and other comprehensive income for the year ended 31 March 2017			
I.	Revenue from Operations	1,53,33,28,908	8,78,66,240	1,62,11,95,148
II.	Other Income	1,51,30,161	12,76,995	1,64,07,156
III.	Total Revenue (I+II)	1,54,84,59,069	8,91,43,235	1,63,76,02,304
IV.	Expenses			
	Raw Material Consumed	1,07,09,46,372	-	1,07,09,46,372
	Purchase of Traded Goods	-	-	-
	Changes in Inventories of Finished Goods & Work in Progress	2,81,61,374	-	2,81,61,374
	Excise Duty	-	8,78,66,240	8,78,66,240
	Employee Benefit Expenses	7,48,11,420	-	7,48,11,420
	Finance Costs	6,98,95,618	-	6,98,95,618
	Depreciation & Amortization	4,18,58,183	-	4,18,58,183
	Other Expenses	24,88,85,071	-	24,88,85,071
	Total Expenses	1,53,45,58,038	8,78,66,240	1,62,24,24,278
V.	Profit / Loss Before Tax	1,39,01,031	12,76,995	1,51,78,026
VI.	Exceptional Item	5,89,377	-	5,89,377
VII	Profit / (Loss) Before Prior Period Item	1,44,90,408	12,76,995	1,57,67,403
VIII	Prior Period Item (Income / (Expenses))	11,63,319	-	11,63,319
IX	Profit / (Loss) Before Tax	1,56,53,727	12,76,995	1,69,30,722
VI.	Tax Expenses			
	For Current Tax	31,91,615	-	31,91,615
	Less:- MAT Credit Entitlement / (Reversal)	(18,83,094)	-	(18,83,094)
	Net Current Tax	50,74,709	-	50,74,709
	For Deferred Tax Charge / (Credit)	(55,02,235)	-	(55,02,235)
	Income Tax of Earlier Years	6,61,680	-	6,61,680
	Sub-Total	2,34,154	-	2,34,154
VII.	Profit / (Loss) for the Period (After Tax)	1,54,19,573	12,76,995	1,66,96,568
VIII.	OTHER COMPREHENSIVE INCOME			
A	(i) Items that will not be reclassified to profit or loss	-	-	(18,395)
	(ii) Income Tax relating to items that will not be reclassified to P & L	-	-	-
B	(i) Items that will be reclassified to profit or loss	-	-	-
	(ii) Income Tax relating to items that will be reclassified to profit or loss	-	-	-

		Amount in Rupees		
	Particulars	IGAAP (A)	Adjustments (B)	Ind AS (A+B)
IX	Other Comprehensive Income for the Period	-	-	(18,395)
X	Total Comprehensive Income for the Period	<u>1,54,19,573</u>	<u>12,76,995</u>	<u>1,66,78,173</u>
(c) Reconciliation of equity as at 31st March 2016				
I ASSETS				
1 Non-Current Assets				
	(a) Property, Plant & Equipment	28,27,71,441	-	28,27,71,441
	(b) Capital Work In Progress	1,88,06,715	-	1,88,06,715
	(c) Other Intangible Assets	3,03,009	-	3,03,009
	(d) Investment Properties	-	76,73,248	76,73,248
	(e) Financial Assets			
	(i) Investments	2,74,69,279	(76,73,248)	1,97,96,031
	(ii) Loans	3,93,03,681	(3,86,19,625)	6,84,056
	(f) Other Non-Current Assets	91,69,868	3,86,19,625	4,77,89,493
	Sub-Total	<u>37,78,23,993</u>	<u>-</u>	<u>37,78,23,993</u>
2 Current Assets				
	(a) Inventories	20,09,99,142	-	20,09,99,142
	(b) Financial Assets			
	(i) Trade Receivables	26,19,83,544	(4,07,26,998)	22,12,56,546
	(ii) Cash & Cash Equivalents	56,33,563	(38,03,653)	18,29,910
	(iii) Other Bank Balances	-	38,03,653	38,03,653
	(iv) Loans	20,20,42,017	(15,02,17,887)	5,18,24,130
	(c) Other Current Assets	-	15,02,17,887	15,02,17,887
	Sub-Total	<u>67,06,58,265</u>	<u>(4,07,26,998)</u>	<u>62,99,31,267</u>
	TOTAL ASSETS	<u>1,04,84,82,259</u>	<u>(4,07,26,998)</u>	<u>1,00,77,55,261</u>
II EQUITIES & LIABILITIES				
A Equity				
	(a) Equity Share Capital	14,15,75,750	-	14,15,75,750
	(b) Other Equity	12,80,76,806	(86,96,090)	11,93,80,716
	Sub-Total	<u>26,96,52,556</u>	<u>(86,96,090)</u>	<u>26,09,56,466</u>
B Liabilities				
1 Non-Current Liabilities				
	(a) Financial Liabilities			
	(i) Borrowings	12,40,92,657	-	12,40,92,657
	(b) Deferred Tax Liabilities (net)	4,09,04,602	-	4,09,04,602
	(c) Government Grants	-	86,96,090	86,96,090
	Sub-Total	<u>16,49,97,259</u>	<u>86,96,090</u>	<u>17,36,93,349</u>
2 Current Liabilities				
	(a) Financial liabilities			
	(i) Borrowings	45,28,99,015	-	45,28,99,015
	(ii) Trade Payables	6,01,68,505	(3,11,13,039)	2,90,55,466
	(iii) Other Financial liabilities	-	6,30,37,203	6,30,37,203
	(b) Other Current Liabilities	7,73,05,758	(7,26,51,162)	46,54,596
	(c) Short Term Provisions	2,34,59,166	(2,34,59,166)	-
	(d) Current Tax Liabilities	-	2,34,59,166	2,34,59,166
	Sub-Total	<u>61,38,32,444</u>	<u>(4,07,26,998)</u>	<u>57,31,05,445</u>
	TOTAL EQUITY & LIABILITIES	<u>1,04,84,82,259</u>	<u>(4,07,26,998)</u>	<u>1,00,77,55,261</u>
42	Income Tax			
(A)	Income tax expense in the statement of profit and loss consists of:			Amount in Rupees
	Particulars	F.Y. 2017-18	F.Y. 2016-17	
	Current income tax:			
	-- In respect of the current period	91,06,256	50,74,709	
	-- In respect of the prior periods	91,827	6,61,680	
	Deferred tax			
	-- In respect of the current period	(40,57,230)	(55,02,235)	
	Income tax expense recognized in the statement of profit or loss	51,40,853	2,34,154	

(B) **The reconciliation between the provision of income tax of the Company and amounts computed by applying the Indian statutory income tax rate to profit before taxes is as follows:**

Particulars	Amount in Rupees	
	F.Y. 2017-18	F.Y. 2016-17
Profit Before Tax	86,50,478	1,69,30,722
Enacted Income Tax Rate in India	33.06%	33.06%
Computed Expected Tax Expenses	28,60,108	55,97,805
Effect of		
-- Deferred Tax	(40,57,230)	(55,02,235)
-- Adjustment to Current tax for prior periods	91,827	6,61,680
-- Impact of charges on account of Computation	62,46,148	(5,23,096)
Income tax expense recognized in the statement of profit or loss	51,40,853	2,34,154

43. Financial Risk Management

Mohit Industries Limited (MIL) continues to deploy a well articulated risk management framework. This is based upon a three-tiered approach encompassing (i) enterprise risks, (ii) process risks, and (iii) compliance risks.

- Enterprise risk : The company continue to evaluate the risk and also ensures that the mitigation processes are in place.
- Process risk management involves assurances by the Company's internal audit department regarding the effectiveness of business and financial controls and processes in all key activities across the various business processes.
- Compliance risk management comprises a detailed mechanism of assurances with respect to adherence of all laws and regulations with a comprehensive reporting process that cascades upwards from the accountable business line executives to MIL's Audit Committed and then on to the Board of Directors.

The outcomes of business review meetings conducted by management and internal audit regarding processes and their compliance, as well as observations of the Audit Committee and the Board of Directors are continuously incorporated to capture new risks and update the existing ones. All three dimensions of MIL's Risk Management framework are reviewed annually for their relevance and modifications, as required. The businesses and internal audit make regular presentations to the Audit Committee for detailed review. The risk management process, including its tracking and adherence, is substantially enabled for greater consistency and better reporting capabilities.

44. Reconciliation of adjustments to opening reserves

Ref	Particulars	Amount in Rupees
	Other Equity as at 31st March, 2016	12,80,76,806
A	Balance in general reserve as at 31st March, 2016	5,87,67,000
	Balance in general reserve as at 1st April, 2016	5,87,67,000
B	Surplus in Statement of Profit and Loss	-
	Balance in Statement of Profit and Loss as at 31st March, 2016	6,93,09,806
	Adjustments for Government Grants	(86,96,090)
	Balance in Statement of Profit and Loss as at 1st April, 2016	6,06,13,716
	Other Equity as at 01st April, 2016	11,93,80,716

45. Additional Information as required by para 7 of General Instructions for preparation of Statement of Profit and Loss (other than already disclosed above) are either Nil or Not Applicable.

46. Previous Year Figures have been regrouped/rearranged wherever necessary.

As per our Audit Report Attached
For RAJENDRA SHARMA & ASSOCIATES
 Chartered Accountants
 Firm Registration No.: 108390W

(Rajendra Ratanlal Sharma)
Partner
 M. No. : 044393

For & On Behalf of Board of Directors
Sitaram Saboo (Chairman)
Narayan Saboo (Managing Director)
Manish Saboo (Director & CFO)
Swati Malu (Company Secretary)

Place : Surat,
 Date : 21st May, 2018

INDEPENDENT AUDITOR'S REPORT

To,
The Members of
MOHIT INDUSTRIES LIMITED

Report on the Consolidated Financial Statements

We have audited the accompanying Consolidated financial statements of Mohit Industries Limited ('the Holding Company') and its subsidiaries and associate (collectively referred to as "the Company" or "the Group"), which comprise the Consolidated Balance Sheet as at March 31, 2018, the Consolidated Statement of Profit and Loss including other comprehensive income, the Consolidated Cash Flow Statement, the consolidated Statement of Changes in Equity for the year then ended and a summary of the significant accounting policies and other explanatory information (hereinafter referred to as "the consolidated financial statements").

Management's Responsibility for the Consolidated Financial Statements

The Holding Company's Board of Directors is responsible for the preparation of the consolidated financial statements in terms of the requirements of the Companies Act, 2013 ("the Act") that give a true and fair view of the consolidated financial position, consolidated financial performance including other comprehensive income, consolidated cash flows and consolidated statement of changes in equity of the Company in accordance with the accounting principles generally accepted in India, including the Indian Accounting Standards (Ind AS) prescribed under Section 133 of the Act. The Board of Directors of the Company are responsible for maintenance of adequate accounting records in accordance with the provisions of the Act for safeguarding of the assets of the Company and for preventing and detecting frauds and other irregularities; the selection and application of appropriate accounting policies; making judgments and estimates that are reasonable and prudent; and the design, implementation and maintenance of adequate internal financial controls, that were operating effectively for ensuring the accuracy and completeness of the accounting records, relevant to the preparation and presentation of the financial statements that give a true and fair view and are free from material misstatement, whether due to fraud or error, which have been used for the purpose of preparation of the consolidated financial statements by the Directors of the Holding Company, as aforesaid.

Auditor's Responsibility

Our responsibility is to express an opinion on the consolidated financial statements based on our audit. While conducting the audit, we have taken into account the provisions of the Act, the accounting and auditing standards and matters which are required to be included in the audit report under the provisions of the Act and the Rules made thereunder.

We conducted our audit in accordance with the Standards on Auditing specified under Section 143(10) of the Act. Those Standards require that we comply with ethical requirements and plan and perform the audit to obtain reasonable assurance about whether the financial statements are free from material misstatement.

An audit involves performing procedures to obtain audit evidence about the amounts and the disclosures in the consolidated financial statements. The procedures selected depend on the auditor's judgment, including the assessment of the risks of material misstatement of the consolidated financial statements, whether due to fraud or error. In making those risk assessments, the auditor considers internal financial control relevant to the Holding Company's preparation of the consolidated financial statements that give a true and fair view in order to design audit procedures that are appropriate in the circumstances. An audit also includes evaluating the appropriateness of the accounting policies used and the reasonableness of the accounting estimates made by the Holding Company's Board of Directors, as well as evaluating the overall presentation of the consolidated financial statements.

We believe that the audit evidence we have obtained is sufficient and appropriate to provide a basis for our audit opinion on the consolidated financial statements.

Basis of Qualified Opinion

The company has not provided for Post Employment Benefits and other long term employee benefits under Defined Benefit Plans on accrual basis but provides the same as and when they become due for payment. This method of accounting of Post Employment Benefits and other long term employee benefits under Defined Benefit Plans is in deviation with Ind AS – 19 on Employee Benefits. As there is no actuarial report or basis of calculation available with the management of such Post Employment Benefits and other long term employee benefits, the quantum of deviation cannot be ascertained. If the company had followed the method accounting as per Ind AS – 19, then employee benefit expense would have increased and correspondingly Profit for the period would have reduced.

Opinion

In our opinion and to the best of our information and according to the explanations given to us, *except for the effects of matter described in the 'Basis of Qualified Opinion' Paragraph above*, the aforesaid Consolidated financial statements give the information required by the Act in the manner so required and give a true and fair view in conformity with the accounting principles generally accepted in India, of the consolidated state of affairs of the Company as at 31st March 2018 and their consolidated profit and their consolidated cash flows for the year ended on that date.

Emphasis of Matter

- 1) *We draw attention to Note No. 32(i) on "Contingent Liabilities" forming part of financial statements which describes various tax demands liabilities against the Company under litigation.*

Our opinion is not modified in respect of this matter.

Report on Other Legal and Regulatory Requirements

1. As required by Section 143(3) of the Act, we report that:-

- a) We have sought and obtained all the information and explanations which to the best of our knowledge and belief were necessary for the purposes of our audit of the aforesaid consolidated financial statements.
- b) In our opinion, proper books of account as required by law relating to preparation of the aforesaid consolidated financial statements have been kept so far as it appears from our examination of those books.
- c) The Consolidated Balance Sheet, the Consolidated Statement of Profit and Loss including Other Comprehensive Income, the Consolidated Cash Flow Statement and Statement of Changes in Equity dealt with by this Report are in agreement with the relevant books of account maintained for the purpose of preparation of the consolidated financial statements.
- d) In our opinion, the aforesaid consolidated financial statements comply with the Indian Accounting Standards specified under Section 133 of the Act *except for Ind AS - 19 on Employee Benefits in respect of provision for Long Term Employee Benefit & Defined Benefit plans.*
- e) *In our opinion, the tax demands litigation matters described in sub-paragraph (1) under the 'Emphasis of Matters' paragraph above, if decided against the holding company, may have an adverse effect on the functioning of the Company.*
- f) On the basis of the written representations received from the directors of the Holding Company as on 31st March 2018 taken on record by the Board of Directors of the Holding Company and the report of the statutory auditors of its subsidiary companies incorporated in India, none of the Directors of the Group companies incorporated in India is disqualified as on 31st March 2018 from being appointed as a Director of that company in terms of sub-section 2 of Section 164 of the Act.
- g) With respect to the adequacy of the internal financial controls over financial reporting of the Group and the operating effectiveness of such controls, refer to our separate report in "Annexure A".
- h) With respect to the other matters to be included in the Auditor's Report in accordance with Rule 11 of the Companies (Audit and Auditors) Rules, 2014, in our opinion and to the best of our information and according to the explanations given to us:
 - i. The consolidated financial statements has disclosed the impact of pending litigations on its financial position in its financial statements – Refer Note 32(i) to the financial statements;
 - ii. The Company did not have any long-term contracts including derivative contracts for which there were any material foreseeable losses;
 - iii. There has been no delay in transferring amounts, required to be transferred, to the Investor Education and Protection Fund by the Company.

For Rajendra Sharma & Associates
Chartered Accountants
Firm Registration No.:- 108390W

(Rajendra Ratanlal Sharma)
Partner
M. No. : 044393
Surat, 21st May, 2018

Annexure "A" to the Independent Auditor's Report of Even date on the Consolidated Financial Statements of Mohit Industries Limited for year ended on 31st March, 2018**Report on the Internal Financial Controls under Clause (i) of Sub-section 3 of Section 143 of the Companies Act, 2013 ("the Act")**

In conjunction with our audit of the consolidated financial statements of the Company as of and for the year ended 31st March 2018, we have audited the internal financial controls over financial reporting of Mohit Industries Limited ("the Company") and its subsidiary companies which are companies incorporated in India, as of 31st March, 2018.

Management's Responsibility for Internal Financial Controls

The Respective Board of Directors of the Holding Company and its subsidiary companies, which are companies incorporated in India, are responsible for establishing and maintaining internal financial controls based on the internal control over financial reporting criteria established by the Company considering the essential components of internal control stated in the Guidance Note on Audit of Internal Financial Controls over Financial Reporting issued by the Institute of Chartered Accountants of India ("ICAI"). These responsibilities include the design, implementation and maintenance of adequate internal financial controls that were operating effectively for ensuring the orderly and efficient conduct of its business, including adherence to company's policies, the safeguarding of its assets, the prevention and detection of frauds and errors, the accuracy and completeness of the accounting records, and the timely preparation of reliable financial information, as required under the Companies Act, 2013.

Auditors' Responsibility

Our responsibility is to express an opinion on the Company's internal financial controls over financial reporting based on our audit. We conducted our audit in accordance with the Guidance Note on Audit of Internal Financial Controls over Financial Reporting (the "Guidance Note") issued by ICAI and the Standards on Auditing, issued by ICAI and deemed to be prescribed under section 143(10) of the Companies Act, 2013, to the extent applicable to an audit of internal financial controls, both issued by the Institute of Chartered Accountants of India. Those Standards and the Guidance Note require that we comply with ethical requirements and plan and perform the audit to obtain reasonable assurance about whether adequate internal financial controls over financial reporting was established and maintained and if such controls operated effectively in all material respects.

Our audit involves performing procedures to obtain audit evidence about the adequacy of the internal financial controls system over financial reporting and their operating effectiveness. Our audit of internal financial controls over financial reporting included obtaining an understanding of internal financial controls over financial reporting, assessing the risk that a material weakness exists, and testing and evaluating the design and operating effectiveness of internal control based on the assessed risk. The procedures selected depend on the auditor's judgment, including the assessment of the risks of material misstatement of the financial statements, whether due to fraud or error.

We believe that the audit evidence we have obtained is sufficient and appropriate to provide a basis for our audit opinion on the Company's internal financial controls system over financial reporting.

Meaning of Internal Financial Controls over Financial Reporting

A company's internal financial control over financial reporting is a process designed to provide reasonable assurance regarding the reliability of financial reporting and the preparation of financial statements for external purposes in accordance with generally accepted accounting principles. A company's internal financial control over financial reporting includes those policies and procedures that (1) pertain to the maintenance of records that, in reasonable detail, accurately and fairly reflect the transactions and dispositions of the assets of the company; (2) provide reasonable assurance that transactions are recorded as necessary to permit preparation of financial statements in accordance with generally accepted accounting principles, and that receipts and expenditures of the company are being made only in accordance with authorisations of management and directors of the company; and (3) provide reasonable assurance regarding prevention or timely detection of unauthorised acquisition, use, or disposition of the company's assets that could have a material effect on the financial statements.

Inherent Limitations of Internal Financial Controls over Financial Reporting

Because of the inherent limitations of internal financial controls over financial reporting, including the possibility of collusion or improper management override of controls, material misstatements due to error or fraud may occur and not be detected. Also, projections of any evaluation of the internal financial controls over financial reporting to future periods are subject to the risk that the internal financial control over financial reporting may become inadequate because of changes in conditions, or that the degree of compliance with the policies or procedures may deteriorate.

Opinion

In our opinion, the Holding Company and its subsidiary companies, which are companies incorporated in India, have, in all material respects, an adequate internal financial controls system over financial reporting and such internal financial controls over financial reporting were operating effectively as at 31st March 2018, based on the internal control over financial reporting criteria established by the Company considering the essential components of internal control stated in the Guidance Note on Audit of Internal Financial Controls Over Financial Reporting issued by the ICAI.

For Rajendra Sharma & Associates
Chartered Accountants
Firm Registration No.:- 108390W

(Rajendra Ratanlal Sharma)
Partner
M. No. : 044393
Surat, 21st May, 2018

Consolidated Balance Sheet As At 31st March, 2018

Amount in Rupees

Particulars	Note No.	Figures as at 31st March, 2018	Figures as at 31st March, 2017	Figures as at 01st April, 2016
I ASSETS				
1 Non-Current Assets				
(a) Property, Plant & Equipment	4	32,29,64,774	30,50,51,603	28,27,71,441
(b) Capital Work In Progress		-	3,81,35,015	1,88,06,715
(c) Other Intangible Assets	4	1,28,338	2,70,117	3,03,009
(d) Investment Properties	5	76,73,248	76,73,248	76,73,248
(e) Financial Assets				
(i) Investments	6	41,80,62,245	23,89,01,980	4,07,42,574
(ii) Loans	7	7,04,056	7,04,056	7,04,056
(f) Other Non-Current Assets	8	20,82,729	2,59,97,168	4,77,89,493
SUB-TOTAL		75,16,15,391	61,67,33,188	39,87,90,536
2 Current Assets				
(a) Inventories	9	22,96,13,900	16,54,74,544	20,11,20,499
(b) Financial Assets				
(i) Trade Receivables	10	26,65,23,547	23,42,87,796	22,24,94,799
(ii) Cash & Cash Equivalents	11	14,63,082	63,38,726	20,77,901
(iii) Other Bank Balances	12	31,43,061	30,85,703	38,03,653
(iv) Loans	13	4,05,84,164	2,93,61,532	5,18,24,130
(c) Other Current Assets	14	13,31,84,217	18,76,00,108	15,03,76,581
SUB-TOTAL		67,45,11,971	62,61,48,408	63,16,97,562
TOTAL ASSETS		1,42,61,27,362	1,24,28,81,595	1,03,04,88,098
II EQUITIES & LIABILITIES				
A Equity				
(a) Equity Share Capital	15	14,15,75,750	14,15,75,750	14,15,75,750
(b) Other Equity		53,63,61,719	35,51,90,093	14,03,32,512
SUB-TOTAL		67,79,37,469	49,67,65,843	28,19,08,262
Non- Controlling Interest		9,241	6,590	5,047
B Liabilities				
1 Non- Current Liabilities				
(a) Financial Liabilities				
(i) Borrowings	16	10,98,70,781	14,10,04,083	12,40,92,657
(b) Deferred Tax Liability	17	3,13,45,137	3,54,02,367	4,09,04,602
(c) Government Grants	18	61,42,100	74,19,095	86,96,090
SUB-TOTAL		14,73,58,018	18,38,25,545	17,36,93,349
2 Current Liabilities				
(a) Financial liabilities				
(i) Borrowings	19	53,29,08,601	49,38,77,131	45,42,82,848
(ii) Trade Payables	20	3,63,26,828	57,81,649	2,94,42,460
(iii) Other Financial liabilities	21	2,89,35,560	5,38,45,670	6,30,37,203
(b) Other Current Liabilities	22	8,30,889	55,86,812	46,59,763
(c) Current Tax Liabilities	23	18,20,756	31,92,355	2,34,59,166
SUB-TOTAL		60,08,22,634	56,22,83,618	57,48,81,440
TOTAL EQUITIES & LIABILITIES		1,42,61,27,362	1,24,28,81,595	1,03,04,88,098

Statement of Accounting Policies and Notes
Forming Part of Financial Statements

1 to 49

As per our Audit Report Attached
For **RAJENDRA SHARMA & ASSOCIATES**
Chartered Accountants
Firm Registration No.: 108390W

(Rajendra Ratanlal Sharma)
Partner
M. No. 044393
Surat, 21st May, 2018

For & On Behalf of Board of Directors

Sitaram Saboo (Chairman)
Narayan Saboo (Managing Director)
Manish Saboo (Director & CFO)
Swati Malu (Company Secretary)

Consolidated Statement of Profit & Loss for the year ended on 31st March, 2018

Amount in Rupees

Particulars	Note No.	Figures for the year ended on 31-03-2018	Figures for the year ended on 31-03-2017
I. Revenue from Operations			
Revenue from Operations	24	1,59,66,81,218	1,62,32,56,662
II. Other Income	25	1,94,76,745	1,63,60,582
III. Total Revenue (I+II)		1,61,61,57,963	1,63,96,17,243
IV. Expenses			
Cost of Materials Consumed	26	1,15,30,77,399	1,07,09,46,372
Purchase of Traded Goods		1,20,28,404	13,21,567
Changes in Inventories of Finished Goods & Trading Goods	30	(2,99,55,852)	2,80,02,300
Excise Duty		1,68,65,059	8,78,66,240
Employee Benefit Expenses	27	7,36,95,199	7,51,76,920
Finance Costs	28	7,64,17,506	7,00,83,163
Depreciation & Amortization	4	4,06,02,975	4,18,58,183
Other Expenses	29	26,69,45,670	24,91,80,583
Total Expenses		1,60,96,76,360	1,62,44,35,328
V. Profit / (Loss) Before Exceptional Item & Tax		64,81,603	1,51,81,915
VI. Exceptional Item	31	(53,075)	5,89,377
VII. Profit / (Loss) Before Prior Period Item		64,28,528	1,57,71,292
VIII. Prior Period Item (Income / (Expenses))		22,28,636	11,63,319
IX. Profit / (Loss) Before Tax		86,57,164	1,69,34,611
X. Tax Expenses			
For Current Tax		18,20,756	31,92,355
Less:- MAT Credit Entitlement / (Reversal)		(72,86,774)	(18,83,094)
Net Current Tax		91,07,530	50,75,449
For Deferred Tax Charge / (Credit)		(40,57,230)	(55,02,235)
Income Tax of Earlier Years		91,827	6,61,680
Sub-Total		51,42,127	2,34,894
XI. Profit / (Loss) for the Period After Tax		35,15,037	1,66,99,717
XII. Share in Profit / (Loss) of Associates (net of tax)		8,90,135	27,05,739
XIII. Profit / (Loss) for the Period		44,05,172	1,94,05,456
Profit/(Loss) attributable to Non Controlling Interest		2,651	1,543
Profit/(Loss) attributable to Owners of the Parent		44,02,521	1,94,03,913
XIV. OTHER COMPREHENSIVE INCOME			
A (i) Items that will not be reclassified to profit or loss			
-- Equity Instruments valued at Fair Value Through OCI		22,62,272	(18,395)
-- Share in OCI Of Associates		17,45,06,834	19,54,72,062
(ii) Income Tax relating to items that will not be reclassified to profit or loss		-	-
B (i) Items that will be reclassified to profit or loss		-	-
(ii) Income Tax relating to items that will be reclassified to profit or loss		-	-
Other Comprehensive Income for the Period		17,67,69,106	19,54,53,667
Other Comprehensive Income attributable to Non Controlling Interest		-	-
Other Comprehensive Income attributable to Owners of the Parent		17,67,69,106	19,54,53,667
XV. Total Comprehensive Income for the Period		18,11,74,278	21,48,59,123
Total comprehensive income attributable to Non-controlling Interest		2,651	1,543
Total comprehensive income attributable to Owners of the Parent		18,11,71,627	21,48,57,580
XVI. Earnings per share	37		
(of Face Value of ₹ 10/- each)			
(a) Basic		0.31	1.37
(b) Diluted		0.31	1.37
Statement of Accounting Policies and Notes Forming Part of Financial Statements	1 to 49		

As per our Audit Report Attached
For RAJENDRA SHARMA & ASSOCIATES
Chartered Accountants
Firm Registration No.: 108390W

(Rajendra Ratanlal Sharma)
Partner
M. No. 044393
Surat, 21st May, 2018

For & On Behalf of Board of Directors

Sitaram Saboo (Chairman)
Narayan Saboo (Managing Director)
Manish Saboo (Director & CFO)
Swati Malu (Company Secretary)

Consolidated cash flow statement for the year ended on 31st March, 2018

Amount in Rupees

PARTICULARS	2017-18	2016-17
A. CASH FLOW FROM OPERATING ACTIVITIES		
Net Profit before tax and extra-ordinary items	86,57,164	1,69,34,611
ADJUSTMENTS FOR:		
1 Depreciation & Amortization	4,06,02,975	4,18,58,183
2 Interest & Dividend Classified as Investment Cash Flows	(34,76,841)	(32,06,274)
3 Amortization of Government Grants	(12,76,995)	(12,76,995)
4 (Profit) / Loss on disposal of Property, Plant & Equipments	53,075	(5,89,377)
OPERATING PROFIT BEFORE WORKING CAPITAL CHANGES	4,45,59,377	5,37,20,148
ADJUSTMENTS FOR:		
1 (Increase) / Decrease in Trade Receivables	(3,22,35,751)	(1,17,92,997)
2 (Increase) / Decrease in Other Assets	7,05,50,701	(1,58,58,358)
3 (Increase) / Decrease in Inventories	(6,41,39,356)	3,56,45,955
4 Increase / (Decrease) in Trade Payable	3,05,45,179	(2,36,60,811)
5 Increase / (Decrease) in Other Financial Liabilities	(2,49,10,110)	(91,91,533)
6 Increase / (Decrease) in Other Current Liabilities	(47,55,923)	9,27,050
CASH GENERATED FROM OPERATIONS	1,96,14,117	2,97,89,454
1 Income Taxes Paid	(27,91,327)	(85,37,060)
NET CASH FROM OPERATING ACTIVITIES	A 1,68,22,790	2,12,52,394
B. CASH FLOW FROM INVESTMENT ACTIVITIES		
1 Payment for Property, Plant & Equipment	(2,09,72,427)	(8,58,34,377)
2 Proceeds from Sale of Property, Plant & Equipment	6,80,000	29,90,000
3 Proceeds from Sale of Investments	-	-
4 Payment for Purchase of Investments	(15,01,024)	-
5 (Increase) / Decrease in Loans & Deposits	(1,12,79,991)	2,31,80,549
6 Interest & Dividend Income	34,76,841	32,06,274
NET CASH USED IN INVESTMENT ACTIVITIES	B (2,95,96,600)	(5,64,57,554)
C. CASH FLOW FROM FINANCING ACTIVITIES		
1 Repayment of Working Capital Borrowings	(8,50,97,802)	1,60,57,255
2 Proceeds from Term Loans	39,64,431	1,94,57,071
3 Proceeds from Unsecured Loans	8,90,31,538	2,09,91,382
4 Dividend Paid	-	(1,41,57,575)
5 Dividend Distribution Tax Paid	-	(28,82,149)
NET CASH FROM FINANCING ACTIVITIES	C 78,98,167	3,94,65,985
NET INCREASE IN CASH & CASH EQUIVALENTS	(A+B+C) (48,75,643)	42,60,825
CASH AND CASH EQUIVALENTS (OPENING)	63,38,726	20,77,900
CASH AND CASH EQUIVALENTS (CLOSING)	14,63,082	63,38,726

As per our Audit Report Attached
For RAJENDRA SHARMA & ASSOCIATES
Chartered Accountants
Firm Registration No.: 108390W

(Rajendra Ratanlal Sharma)
Partner
M. No. 044393
Surat, 21st May, 2018

For & On Behalf of Board of Directors

Sitaram Saboo (Chairman)
Narayan Saboo (Managing Director)
Manish Saboo (Director & CFO)
Swati Malu (Company Secretary)

Statement of changes in equity for the year ended on 31st March, 2018

A. EQUITY SHARE CAPITAL FOR THE YEAR ENDED ON 31ST MARCH, 2018

Balance as at 1st April 2017	Changes in the Equity Share Capital during the Year	Balance as at 31st March 2018
14,15,75,750	-	14,15,75,750

EQUITY SHARE CAPITAL FOR THE YEAR ENDED ON 31ST MARCH, 2017

Balance as at 1st April 2016	Changes in the Equity Share Capital during the Year	Balance as at 31st March 2017
14,15,75,750	-	14,15,75,750

B. OTHER EQUITY FOR THE YEAR ENDED ON 31ST MARCH 2018

Particulars	Reserves & Surplus			OTHER RESERVES	TOTAL
	Securities Premium Reserve	General Reserve	Retained Earnings	FVOCI - Equity Instruments	
As at 31st March 2018					
Opening Balance as at 1st April 2017	5,87,67,000	-	10,09,69,426	19,54,53,667	35,51,90,093
Profit for the Year	-	-	44,02,521	-	44,02,521
Other Comprehensive Income of the year	-	-	-	17,67,69,106	17,67,69,106
Dividend including DDT	-	-	-	-	-
Closing Balance as at 31st March 2018	5,87,67,000	-	10,53,71,946	37,22,22,773	53,63,61,719

OTHER EQUITY FOR THE YEAR ENDED ON 31ST MARCH 2017

Particulars	Reserves & Surplus			Other Comprehensive Income	TOTAL
	Securities Premium Reserve	General Reserve	Retained Earnings	Equity Instruments Through other Comprehensive Income	
As at 31st March 2017					
Opening Balance as at 1st April 2016	5,87,67,000	-	9,02,61,602	-	14,90,28,602
Profit for the Year	-	-	1,94,03,913	-	1,94,03,913
Adjustment For Government Grants	-	-	(86,96,090)	-	(86,96,090)
Other Comprehensive Income of the year	-	-	-	19,54,53,667	19,54,53,667
Dividend including DDT	-	-	-	-	-
Closing Balance as at 31st March 2017	5,87,67,000	-	10,09,69,426	19,54,53,667	35,51,90,093

Notes Forming Part of Consolidated Financial Statements for the year ended 31st March, 2018

1 CORPORATE INFORMATION

Mohit Industries Limited ('the company') is a public limited company domiciled in India and incorporated under the provisions of the Company Law. Its shares are listed on BSE and NSE. The company is having its head quarters in Surat and plants at Kim. The company is primarily engaged in manufacture of Texturized Yarn from POY and weaving of the Yarn to Grey Cloth.

The consolidated financial statements comprise financial statements of Mohit Industries Limited ('the Company'), its subsidiaries and associate (collectively, the Group) for the year ended 31st March, 2018.

2 BASIS OF PREPARATION

The consolidated financial statements of the Group have been prepared in accordance with Indian Accounting Standards (Ind AS) notified under Companies (Indian Accounting Standards) Rules, 2015 as amended by the Companies (Indian Accounting Standards) Rules, 2016.

For the year ended 31st March 2017, the Group had prepared its financial statements in accordance For the year ended 31st March 2017, the Group had prepared its financial statements in accordance the Companies (Accounts) Rules 2014 (referred as "Indian GAAP"). For the year ended 31st March, 2018, the Company has prepared financial statements in accordance with Ind AS notified by Ministry of Corporate Affairs ('MCA').

The Group has consistently applied the accounting policies used in the preparation of its opening Ind AS Balance Sheet as at 1st April, 2016 throughout all periods presented, as if these policies had always been in effect and are covered by Ind AS 101 "First-time adoption of Indian Accounting Standards". The transition was carried out from Indian GAAP which is considered as the previous GAAP, as defined in Ind AS 101. The reconciliation of effects of the transition from Indian GAAP on the equity as at 1st April, 2016 and 31st March, 2017 and on the net profit or loss and cash flows for the year ended 31st March, 2017 is disclosed in Note no 41 to these financial statements.

3 SIGNIFICANT ACCOUNTING POLICIES

3.1 Principles of consolidation

The consolidated financial statements comprise the financial statements of the Company and its subsidiaries as at 31st March 2018. Control is achieved when the Group is exposed, or has rights, to variable returns from its involvement with the investee and has the ability to affect those returns through its power over the investee. Specifically, the Group controls an investee if and only if the Group has:

- Power over the investee (i.e. existing rights that give it the current ability to direct the relevant activities of the investee)
- Exposure, or rights, to variable returns from its involvement with the investee, and
- The ability to use its power over the investee to affect its returns

The Group re-assesses whether or not it controls an investee if facts and circumstances indicate that there are changes to one or more of the three elements of control. Consolidation of a subsidiary begins when the Group obtains control over the subsidiary and ceases when the Group loses control of the subsidiary. Assets, liabilities, income and expenses of a subsidiary acquired or disposed of during the year are included in the consolidated financial statements from the date the Group gains control until the date the Group ceases to control the subsidiary. Consolidated financial statements are prepared using uniform accounting policies for like transactions and other events in similar circumstances. If a member of the group uses accounting policies other than those adopted in the consolidated financial statements for like transactions and events in similar circumstances, appropriate adjustments are made to that group member's financial statements in preparing the consolidated financial statements to ensure conformity with the group's accounting policies.

The financial statements of all entities used for the purpose of consolidation are drawn up to same reporting date as that of the parent company, i.e., year ended on 31 March. When the end of the reporting period of the parent is different from that of a subsidiary, the subsidiary prepares, for consolidation purposes, additional financial information as of the same date as the financial statements of the parent to enable the parent to consolidate the financial information of the subsidiary, unless it is impracticable to do so.

3.2 Consolidation procedure:

- (a) Combine like items of assets, liabilities, equity, income, expenses and cash flows of the parent with those of its subsidiaries. For this purpose, income and expenses of the subsidiary are based on the amounts of the assets and liabilities recognized in the consolidated financial statements at the acquisition date.
- (b) Offset (eliminate) the carrying amount of the parent's investment in each subsidiary and the parent's portion of equity of each subsidiary.

- (c) Eliminate in full intragroup assets and liabilities, equity, income, expenses and cash flows relating to transactions between entities of the group (profits or losses resulting from intragroup transactions that are recognized in assets, such as inventory and fixed assets, are eliminated in full). Intragroup losses may indicate an impairment that requires recognition in the consolidated financial statements. Ind AS - 12 Income Taxes applies to temporary differences that arise from the elimination of profits and losses resulting from intragroup transactions.

Profit or loss and each component of other comprehensive income (OCI) are attributed to the equity holders of the parent of the Group and to the non-controlling interests, even if this results in the non-controlling interests having a deficit balance. When necessary, adjustments are made to the financial statements of subsidiaries to bring their accounting policies into line with the Group's accounting policies. All intra-group assets and liabilities, equity, income, expenses and cash flows relating to transactions between members of the Group are eliminated in full on consolidation.

The Group's investment in its associate is accounted for using the equity method. Under the equity method, the investment in an associate is initially recognized at cost. The carrying amount of the investment is adjusted to recognize changes in the Group's share of net assets of the associate since the acquisition date. Goodwill relating to the associate or joint venture is included in the carrying amount of the investment and is not tested for impairment individually.

3.3 Goodwill / Capital Reserve on consolidation:

The excess of cost to the Parent company of its investment in Subsidiary Companies and Associate Companies over the Parent Company's portion of equity, at the date on which investment in Subsidiaries and Associate Companies is made, is recognized as Goodwill in the Consolidated Financial Statements. When the cost to the Parent Company is less than the Parent Company's portion of equity, the difference is recognized in the financial statements as Capital Reserve. After initial recognition, goodwill is measured at cost less any accumulated impairment losses. For the purpose of impairment testing, goodwill acquired in a business combination is, from the acquisition date, allocated to each of the Group's cash generating units that are expected to benefit from the combination, irrespective of whether other assets or liabilities of the acquiree are assigned to those units.

A cash generating unit to which goodwill has been allocated is tested for impairment annually, or more frequently when there is an indication that the unit may be impaired. If the recoverable amount of the cash generating unit is less than its carrying amount, the impairment loss is allocated first to reduce the carrying amount of any goodwill allocated to the unit and then to the other assets of the unit pro rata based on the carrying amount of each asset in the unit. Any impairment loss for goodwill is recognised in profit or loss. An impairment loss recognised for goodwill is not reversed in subsequent periods.

3.4 Other significant accounting policies

These are set out under "Significant Accounting Policies" as given in separate financial statements of Parent and subsidiary.

4. PROPERTY, PLANT & EQUIPMENT

Amount in Rupees

PARTICULARS	GROSS BLOCK			DEPRECIATION BLOCK				NET BLOCK		
	Balance as at 1st April 2017	Additions / Adjustments	Disposals / Retirements	Balance as at 31st March, 2018	Balance as at 1st April, 2017	Depreciation Charge for the year	On Disposals	Balance as at 31st March, 2018	Balance as at 31st March, 2018	Balance as at 31st March, 2017
Land	16154703	0	0	16154703	0	0	0	0	16154703	16154703
Factory Building	167177846	50751532	0	217929378	30195051	6663224	0	36858275	181071103	136982795
Office Building	3379800	0	0	3379800	552590	54249	0	606839	2772961	2827210
Plant & Machinery	256751569	1889585	11500000	247141154	178734974	18133012	10925003	185942983	61198171	78016595
Generator Set	4620832	0	0	4620832	3143122	498666	0	3641788	979044	1477710
Water Jet Looms	74758591	0	0	74758591	65999213	2277020	0	68276233	6482358	8759378
Water Jet Imported	58433777	0	0	58433777	14887198	8781301	0	23668499	34765278	43546579
Electric Installation	19137333	206358	0	19343691	12128306	1162962	0	13291268	6052424	7009028
Office & Factory Equipments	8335014	464717	0	8799731	5331755	1001724	0	6333479	2466252	3003259
Vehicles	8646264	5554995	924860	13276399	3845432	1110771	766782	4189421	9086978	4800832
Furniture	3057978	14800	0	3072778	1968879	124966	0	2093845	978933	1089099
Diesel Tank	161435	0	0	161435	161435	0	0	161435	0	0
Computer	4747048	225455	0	4972503	3362632	653301	0	4015933	956570	1384416
Total Tangible Assets	625362190	59107442	12424860	672044772	320310587	40461196	11691785	349079998	322964774	305051603
INTANGIBLE ASSETS										
Computer Software	708898	0	0	708898	438781	141779	0	580560	128338	270117
Total Intangible Assets	708898	0	0	708898	438781	141779	0	580560	128338	270117
Previous Year	565832004	66506077	6266992	626071088	282757554	41858183	3866369	320749368	305321720	283074450

(Amount in Rupees)

		As At 31st March, 2018	As At 31st March, 2017	As at 01st April, 2016
5	Investment Properties			
	<i>Gross Carrying Amount</i>			
	Opening Gross Carrying Amount	76,73,248	76,73,248	76,73,248
	Additions	-	-	-
	Closing Gross Carrying Amount	76,73,248	76,73,248	76,73,248
	Accumulated Depreciation			
	Opening Accumulated Depreciation	-	-	-
	Additions	-	-	-
	Closing Accumulated Depreciation	-	-	-
	Net Carrying Amount	76,73,248	76,73,248	76,73,248
6	Non-Current Investments			
	A. Equity Accounted Associates			
	(a) Mohit Yarns Ltd. 663000			
	Original Cost	1,57,23,000	1,57,23,000	1,57,23,000
	Share in Profit / (Loss) in Associate	1,78,30,384	1,69,69,739	1,52,04,827
	Share in OCI of Associate	22,03,83,501	11,51,43,596	-
	Carrying amount at year end	25,39,36,885	14,78,36,335	3,09,27,827
	(b) Mohit Overseas Ltd. 394000			
	Original Cost	37,99,000	37,99,000	37,99,000
	Share in Profit / (Loss) in Associate	68,71,144	68,35,939	58,89,167
	Share in OCI of Associate	14,95,95,395	8,03,28,466	-
	Carrying amount at year end	16,02,65,539	9,09,63,405	96,88,167
	(c) Mohit E-Waste Recovery P. Ltd. 19400			
	Original Cost	1,94,000	1,94,000	1,94,000
	Accumulated Profit / (Loss) in Associate	(1,08,111)	(1,02,396)	(96,451)
	Carrying amount at year end	85,889	91,604	97,549
	(a) Investment in Equity Instruments (Fully Paid Up)			
	(i) Unquoted No. of Share			
	(a) Sasmi Co-op. Society Ltd.	7,200	7,200	7,200
	(b) ITC Co-op. Hsg. Soc. Ltd. 5	251	251	251
	(c) Shamrao Vithal Co.op Bank 100	2,500	2,500	2,500
	(ii) Quoted			
	(a) Trigyn Technology Ltd. 775	775	685	194
	(6 Equity Shares of Cost of ₹ 194/-)			
	(b) Birla Power Solutions Ltd. -	-	-	18,886
	(5000 Equity Shares of Cost of ₹ 18,886/-)			
	(c) BigBloc Construction Limited 37,63,206	37,63,206	-	-
	(23073 Equity Shares of Cost of ₹ 15,01,024/-)			
	TOTAL	41,80,62,245	23,89,01,980	4,07,42,574
7	Non Current Financial Assets - Loans (Unsecured, Considered Good by Directors)			
	(a) Security Deposits	7,04,056	7,04,056	7,04,056
	TOTAL	7,04,056	7,04,056	7,04,056
8	Other Non-Current Assets			
	(a) Capital Advances	20,82,729	1,87,10,394	3,52,04,724
	(b) MAT Credit Receivable	-	72,86,774	91,69,868
	(c) Other Advances	-	-	34,14,901
	TOTAL	20,82,729	2,59,97,168	4,77,89,493

Amount in Rupees

Particulars	As At 31st March, 2018	As At 31st March, 2017	As At 01st April, 2016
9 Inventories			
(a) Raw Materials & Stock in process	13,57,92,993	10,00,89,327	10,99,82,014
(b) Finished Goods	8,71,58,155	5,72,02,303	8,52,04,603
(c) Yarn Oil	10,90,345	7,12,304	11,35,850
(d) Packing Material	49,27,939	59,21,490	43,74,932
(e) Stores & Spares	6,44,468	15,49,120	4,23,100
TOTAL	22,96,13,900	16,54,74,544	20,11,20,499
10 Trade Receivables (Unsecured, considered good by Directors)			
Sundry Debtors	24,15,98,616	20,48,22,339	19,86,11,522
Other Trade Receivables	2,49,24,931	2,94,65,457	2,38,83,277
TOTAL	26,65,23,547	23,42,87,796	22,24,94,799
11 Cash & Cash Equivalents			
(a) Cash on Hand	3,43,531	47,24,231	9,48,809
(b) Balances in Bank in Current Account	11,19,551	16,14,495	11,29,091
TOTAL	14,63,082	63,38,726	20,77,901
12 Cash & Bank Balances			
(a) Balances with Bank in F. D. (As margin Deposits) -- F. D. with State Bank of Travancore	31,43,061	30,85,703	38,03,653
TOTAL	31,43,061	30,85,703	38,03,653
13 Loans (Unsecured, considered good by Directors)			
(d) Loans & Advances Given			
-- To Related Parties	9,48,775	2,93,61,532	3,35,28,130
-- To Others	3,96,35,389	-	1,82,96,000
TOTAL	4,05,84,164	2,93,61,532	5,18,24,130
14 Other Current Assets (Unsecured, considered good by Directors)			
(a) Interest Accrued on Bank FDR	11,25,468	11,29,078	9,97,884
(b) Advance to Suppliers	1,06,19,136	1,09,41,579	67,33,411
(c) Balances with Revenue / Government Authorities	10,73,65,121	16,74,33,794	13,07,33,926
(d) Other Advances	1,40,74,492	80,95,656	1,19,11,361
TOTAL	13,31,84,217	18,76,00,108	15,03,76,581

(Amount in Rupees)

Particulars	As At 31st March, 2018	As At 31st March, 2017
15 Share Capital		
Authorized Share Capital		
1,50,00,000 equity shares of ₹ 10/- each (As at 31-03-2017, 1,50,00,000 equity shares)	15,00,00,000	15,00,00,000
Issued Share Capital		
1,46,82,900 Equity Shares of ₹ 10/- each (As at 31-03-2017, 1,46,82,900 equity shares)	14,68,29,000	14,68,29,000
Subscribed & Fully Paid Up		
1,41,57,575 equity shares of ₹ 10/- each, fully paid up (as at 31-03-2017, 1,41,57,575 equity shares of ₹ 10/- each)	14,15,75,750	14,15,75,750
TOTAL RS.	14,15,75,750	14,15,75,750

15.1 The Company has only one class of shares referred to as Equity Shares having face value of ₹ 10/- each. Each equity Shareholder is eligible for one vote per share held.

15.2 Reconciliation of No. of Equity Shares Outstanding at the Beginning & End of the reporting period:

Particulars	As at 31st March, 2018 (Number)	As at 31st March, 2017 (Number)
Shares Outstanding at the Beginning of the Year	1,41,57,575	1,41,57,575
(+) Shares Issued during the year	-	-
(-) Shares Buy-back During the year	-	-
Shares Outstanding at the End of the year	1,41,57,575	1,41,57,575

15.3 Shares in the company held by each shareholder holding more than 5% Equity Shares

Name of Shareholder	Equity Shares			
	As at 31 March 2018		As at 31 March 2017	
	No. of Shares held	% of Holding	No. of Shares held	% of Holding
Mask Investments Limited	14,28,881	10.09%	14,98,881	10.59%
Mohit Overseas Limited	15,98,622	11.29%	15,98,622	11.29%
Mohit Yarns Limited	19,70,609	13.92%	20,40,609	14.41%

(Amount in Rupees)

Particulars	As At 31st March, 2018	As At 31st March, 2017	As At 01st April, 2016
16 Non-Current Financial Liabilities - Borrowings			
(a) Secured Loans			
(i) Term Loans - from Banks & NBFC			
-- Term Loans from Banks	13,13,97,089	14,81,46,529	13,54,58,640
-- Car Loans	66,41,239	33,12,275	84,22,832
	13,80,38,328	15,14,58,804	14,38,81,472
Less:- (a) Current Maturities of Long Term Debts	2,75,63,157	4,39,26,398	5,58,25,560
(b) Interest Accrued But not Due	6,04,390	16,26,056	16,06,633
Sub-Total	10,98,70,781	10,59,06,350	8,64,49,279
(b) Unsecured Loans			
(i) Loans from Director	-	3,41,00,000	3,41,00,000
(ii) Loans from NBFC	-	84,38,712	83,52,942
	-	4,25,38,712	4,24,52,942
Less:- (a) Current Maturities of Long Term Debts	-	74,40,979	48,09,564
(b) Interest Accrued But not Due	-	-	-
Sub-Total	-	3,50,97,733	3,76,43,378
TOTAL	10,98,70,781	14,10,04,083	12,40,92,657

16.1 Car Loans from Bank & Financial Institutions are secured by hypothecation of Motor Cars for which loan has been taken.

16.2 Term Loans from Banks are secured by hypothecation of all the fixed assets of the company.

16.3 Term Loan from Banks are also secured by entire Land & Building of the Company located at Kudsad-Kim, Olpad Taluka, Surat.

16.4 The Term Loans are also secured against Flat at Soffitel Tower, Surat and Office at International Trade Center, Surat of the company. Term Loan is also secured against personal properties of directors and sister concern M/s Mohit Yarns Ltd. All the term loans are guaranteed by directors of the Company.

16.5 Terms of Repayment of Term Loans:-

(a) Term Loan of ₹ 363.77 Lakhs is Repayable in monthly installments of ₹ 8,78,000/- each and will be repaid in September, 2021. Term Loan of ₹ 157.54 Lakhs is repayable in monthly installments of ₹ 4,20,000/- each and shall be repaid by April, 2021. Term loan of SVC Bank of ₹ 950 Lakhs (O/s Amount ₹ 792.66 Lakhs) shall be repaid in monthly installments of ₹ 16,00,000/- and shall be repaid by December, 2023. The rate of interest of term loans is 13.60%.

(b) Car Loan from Kotak Mahindra Prime Limited is repayable in 47 monthly installments of ₹ 25,934/- and ₹ 24,545/- each.

(c) Car Loan taken from Volkswagen Finance Limited is repayable in 28 installments of ₹ 52,910/- each.

(d) Car Loan taken from ICICI bank is repayable in 53 installments of ₹ 75,060/- each.

17 Deferred Tax Liabilities

Deferred Tax Liabilities:

Property, Plant & Equipment	3,13,75,425	3,54,47,796	4,09,65,167
-----------------------------	-------------	-------------	-------------

Deferred Tax Assets:

Demerger Expenses (Deferred in Income Tax)	(30,288)	(45,429)	(60,565)
--	----------	----------	----------

Net Deferred Tax Liability / (Asset)	3,13,45,137	3,54,02,367	4,09,04,602
---	--------------------	--------------------	--------------------

(Amount in Rupees)

Particulars	As At 31st March, 2018	As At 31st March, 2017	As At 01st April, 2016
18 Government Grants			
Opening Balances	74,19,095	86,96,090	99,73,085
Add:- Grants During the Year	-	-	-
Less:- Released to profit and loss	12,76,995	12,76,995	12,76,995
	61,42,100	74,19,095	86,96,090
19 Current Financial Liabilities - Borrowings			
(a) Secured Loans			
(i) Cash Credit Limit From Banks	26,76,43,598	34,05,40,911	28,22,70,015
(ii) Export Packing Credit Limit	9,64,58,445	11,36,28,117	15,58,41,758
(iii) S.V.C. Bill Discounting Loan	49,69,185	-	-
Sub-Total	36,90,71,227	45,41,69,029	43,81,11,773
(b) Unsecured Loans			
(i) From Companies (Repayable on demand)	73,24,153	3,94,50,272	38,83,833
(ii) From Directors	15,32,80,736	-	-
(ii) From NBFC	32,32,485	2,57,830	1,22,87,242
Sub-Total	16,38,37,374	3,97,08,102	1,61,71,075
TOTAL	53,29,08,601	49,38,77,131	45,42,82,848
19.1 Cash Credit Limit & Export Packing Credit Limit is secured against First paripassu charge on the stock, books debts and entire current assets of the company. It is also secured by charge over assets mentioned in Note No. 16.3 above.			
20 Current Financial Liabilities - Trade Payables			
A. Total outstanding dues of micro enterprises and small enterprises (See Note No. 38)	-	-	-
B. Total outstanding dues of creditors other than micro enterprises and small enterprises:-			
(a) Trade Payables (For Goods & Services)	3,63,26,828	57,81,649	2,94,42,460
TOTAL	3,63,26,828	57,81,649	2,94,42,460
21 Other Financial Liabilities			
(a) Current Maturities of Long term Borrowings	2,75,63,157	5,13,67,377	6,06,35,124
(b) Interest Accrued But Not Due	6,04,390	16,26,056	16,06,633
(c) Unclaimed Dividend	7,68,013	8,52,237	7,95,446
TOTAL	2,89,35,560	5,38,45,670	6,30,37,203
22 Other Current Liabilities			
(a) Statutory Dues Payable	8,30,889	27,98,877	11,76,464
(b) Advance from Customers	-	27,87,936	34,83,299
TOTAL	8,30,889	55,86,812	46,59,763
23 Current Tax Liabilities			
Provision for Tax	18,20,756	31,92,355	64,19,442
Proposed Dividend	-	-	1,41,57,575
Dividend Distribution Tax Payable	-	-	28,82,149
TOTAL	18,20,756	31,92,355	2,34,59,166

(Amount in Rupees)

Particulars	As At 31st March, 2018	As At 31st March, 2017
24 Revenue from Operations		
(a) Sales of Services (Job Charges Received)	77,97,034	1,35,47,226
(b) Sales of Products:-		
-- Finished Goods (Including Excise Duty)	1,55,31,71,669	1,57,66,71,889
-- Traded Goods	1,53,09,974	-

(Amount in Rupees)

Particulars	As At 31st March, 2018	As At 31st March, 2017
(c) Other Operating Revenues		
-- Export Benefits	19,40,066	30,51,498
-- Excise & Service Tax of Earlier Years	4,86,397	1,25,36,948
-- Brokerage Received	1,11,961	1,02,414
-- Export Commission	1,78,64,117	1,73,46,687
TOTAL	1,59,66,81,218	1,62,32,56,662
25 Other Income		
Dividend Received	7,568	1,800
Net Gain from Foreign Currency Transaction & Translation	89,36,555	68,05,197
Interest Received from Debtors	49,62,079	50,17,039
Interest Received on Bank FD & Loans given	34,69,273	32,04,474
Insurance Claim Received	53,185	20,440
E-Scrap Sales	-	5,000
Government Grant	12,76,995	12,76,995
Balance w/off	7,17,660	-
Other Income	53,430	29,637
TOTAL	1,94,76,745	1,63,60,582
26 Cost of Materials Consumed		
Raw Material Consumed	1,15,30,77,399	1,07,09,46,372
TOTAL	1,15,30,77,399	1,07,09,46,372
27 Employee Benefit Expenses		
Salary, Wages & Bonus	7,07,93,318	7,29,53,898
Staff Welfare Expenses	8,90,133	9,07,902
Contribution to Provident Fund & other Funds	20,11,748	13,15,120
TOTAL	7,36,95,199	7,51,76,920
28 Finance Costs		
Interest Paid	6,56,71,624	6,06,52,633
Other Bank & Finance Charges	1,07,45,882	94,30,530
TOTAL	7,64,17,506	7,00,83,163
29 Other Expenses		
Manufacturing Expenses		
Stores & Spares consumed	1,19,32,608	1,06,86,657
Power & Fuel	9,23,87,766	9,38,60,695
Yarn Oil Consumed	2,53,29,644	2,42,01,653
Packing Material Consumed	4,88,86,641	4,14,50,453
Freight & Carriage Inward	-	73,307
Job Charges Paid	49,14,796	47,26,202
Factory Exp	13,92,559	15,10,656
(a)	18,48,44,013	17,65,09,623
Administrative Expenses		
Repairs to Machinery	29,32,738	40,49,348
Traveling & Conveyance	52,20,408	80,34,288
Maintenance & AMC	1,44,474	
Auditors Remuneration	3,52,500	3,16,125
Computer Expenses	4,39,331	3,74,336
Demat Charges	30,119	41,292
Donation	47,000	11,000
Electricity Expense	4,90,043	3,21,277
Office & General Expense	9,88,617	14,53,423
Interest on Creditors & Taxes	25,09,231	38,98,813

(Amount in Rupees)

Particulars	As At 31st March, 2018	As At 31st March, 2017
Membership Fees	2,84,781	1,04,261
Printing & Stationery	18,96,499	19,17,548
Communication expense	10,97,384	10,40,264
Legal & Professional Expense	35,28,830	38,67,633
Insurance	4,10,231	5,44,746
Rates & Taxes	23,17,813	2,89,333
Rent	95,500	77,700
Security Service Charges	19,79,068	20,16,876
(b)	2,47,64,566	2,83,58,263
Selling & Distribution Expenses		
Bad Debts	1,15,60,779	-
Commission & Brokerages	40,18,157	33,64,051
Discount Allowed	79,27,186	68,31,053
Export Expenses	2,54,34,058	2,83,69,601
Carriage Outward	50,52,096	53,41,008
Cartage Expense	2,48,624	-
Sales Promotion	28,82,710	1,91,577
Other Selling & Distribution expense	2,13,480	2,15,407
(c)	5,73,37,090	4,43,12,697
TOTAL (a+b+c)	26,69,45,670	24,91,80,583
30 Changes in Inventories of Finished Goods		
Opening Stock of Finished Goods	5,72,02,303	8,52,04,603
Less:- Closing Stock of Finished Goods	8,71,58,155	5,72,02,303
TOTAL	(2,99,55,852)	2,80,02,300
31 Exceptional Item		
(a) Profit / (Loss) on Sale of Fixed Assets	(53,075)	5,89,377
TOTAL	(53,075)	5,89,377

32 CONTINGENT LIABILITY & COMMITMENTS:-**(i) Contingent Liability In Respect of**

(Amount in Rupees)

Particulars	As at 31st March, 2018	As at 31st March, 2017
(a) Sales Tax Demand Disputed in Appeal	4,86,462	4,86,462
(b) Gujarat Entry Tax Demand of F.Y. 2006-07 pending at appeal stage* * The Tribunal has set-aside the order to First Appellate Authority. The management states that the demand is not sustainable in law.	4,33,18,045	4,33,18,045
(c) Gujarat Entry Tax Demand of F.Y. 2009-10 pending at appeal stage* * The Tribunal has set-aside the order to First Appellate Authority. The management states that the demand is not sustainable in law.	5,13,82,920	5,13,82,920
(d) Gujarat VAT Demand of F.Y. 2010-11 (Tax and Penalty)* Gujarat Entry Tax Demand of F.Y. 2010-11 pending at appeal stage* * The appeal against above demands is pending before First Appellate Authority. The management states that Tribunal has deleted identical demand of FY 2009-10 in case of VAT and demand in case of Entry Tax has been set aside for FY 2009-10 to First Appellate Authority and thus demand raised is not sustainable in law.	3,01,49,224 3,23,53,021	3,01,49,224 3,23,53,021
(e) Gujarat Entry Tax Demand of F.Y. 2007-08 pending at appeal stage* * The appeal against above demand is pending before First Appellate Authority. The management states that this demand is not sustainable in law.	10,97,25,737	10,97,25,737
(f) Gujarat VAT Demand of F.Y. 2012-13 (Tax and Penalty)*	22,29,092	22,29,092

(Amount in Rupees)

Particulars	As at 31st March, 2018	As at 31st March, 2017
Gujarat CST Demand of F.Y. 2012-13 (Tax and Penalty)*	6,67,187	6,67,187
Gujarat Entry Tax Demand of F.Y. 2012-13 (Tax and Penalty)*	3,39,64,332	3,39,64,332
* The appeal against above demands is pending before First Appellate Authority. The management states that Tribunal has deleted identical demand of FY 2009-10 in case of VAT and demand in case of Entry Tax has been set aside for FY 2009-10 to First Appellate Authority and thus demand raised is not sustainable in law.		
(g) Excise Duty Demands/ Excise Rebate rejected pending at various Appellate Stages	1,83,63,086	1,83,63,086
(h) Service Tax Demands pending before appellate authority	7,90,408	7,90,408
(ii) Commitments:-		
(a) Estimated amount of contracts remaining to be executed on capital account and not provided for is ₹ NIL (P.Y. ₹ 1896.26 Lakhs)		
(b) Uncalled Liability on shares and other investments partly paid ₹ Nil (P.Y. ₹ Nil)		
(c) Other Commitments ₹ Nil (P.Y. ₹ Nil)		

		Amount in Rupees	
		31/03/2018	31/03/2017
33 PAYMENT TO AUDITORS			
Audit Fees (Including Tax Audit Fees)		3,52,500	4,31,125
For Taxation Matters		25,000	-
	TOTAL	3,77,500	4,31,125
34	a) Value of imports	NIL	(P.Y. NIL)
	b) Expenditure in Foreign Currency	₹ 68.74 Lakhs	(P.Y. ₹ 85.71 Lakhs)
	c) Amount remitted in Foreign currency on dividend A/c.	NIL	(P.Y. NIL)
35	a) Exports on F.O.B.	₹ 6928 Lakhs	(P.Y. ₹ 7174 Lakhs)
	b) Earnings in Foreign Currency	NIL	(P.Y. NIL)

36 RELATED PARTY RELATIONSHIP AND TRANSACTION**A. Name of Related Parties & Nature of Relationships****a) Enterprises Controlled by Key Managerial Personnel & their relatives**

1. Soul Clothing Pvt. Ltd.
2. Mohit Exim Pvt. Ltd.
3. Bigbloc Construction Limited
4. Mohit Texport Pvt. Ltd.
5. Mask Investments Limited

b) Key Managerial Personnel

- 1 Sitaram Saboo
- 2 Narayan S. Saboo
- 3 Naresh S. Saboo
- 4 Manish N. Saboo

B. Transactions with Related Parties

Amount in Rupees

Particulars	Enterprises Controlled by Key Management personnel							
	by Key Management personnel		Subsidiary		Associates		Key Managerial Personnel & Their Relatives	
	Current Year	Previous Year	Current Year	Previous Year	Current Year	Previous Year	Current Year	Previous Year
Transaction during the year								
(a) Job Charges Paid	-	-	-	-	47,14,796	46,53,624	-	-
(b) Advances Given	6,48,33,417	10,47,90,932	-	-	-	-	-	-
(c) Repayment of Advances Given	9,41,94,949	11,13,63,121	-	-	-	-	-	-
(d) Salary Paid	-	-	-	-	-	-	5,40,000	7,20,000
(e) Purchase of Goods	-	7,09,803	-	-	-	-	-	-
(f) Sales of Goods	11,10,480	54,382	-	-	-	1,95,357	-	-
(g) Interest Received	10,20,602	26,72,878	-	-	-	-	-	-
(h) Unsecured Loans taken	30,00,000	-	-	-	-	-	15,87,57,447	-
(i) Unsecured Loans repaid	30,00,000	-	-	-	-	-	3,95,76,711	-
Balances as at Year End								
(a) Trade Payables	-	87,196	-	-	39,53,287	10,30,374	5,40,000	7,20,000
(b) Unsecured Loans	-	-	-	-	-	-	15,32,80,736	3,41,00,000
(c) Loans Given	8,83,257	2,93,61,532	-	-	-	-	-	-

C. Disclosure in respect of Material Related party transaction during the year					Amount in Rupees
Particulars	Enterprises Controlled by Key Management personnel	Subsidiary	Associates	Key Management Personnel & Relatives of Key Management Personnel	
(a) Sales of Goods					
- Soul Clothing Pvt. Ltd.	11,10,480	-	-		-
(b) Job Charges Paid					
-- Mohit Oversees Ltd.	-	-	47,14,796		-
(c) Interest Received					
- Bigbloc Construction Ltd.	9,81,397	-	-		-
- Soul Clothing Pvt. Ltd.	39,205	-	-		-
(d) Salary Paid					
- Narayan Saboo	-	-	-		1,80,000
- Naresh Saboo	-	-	-		1,80,000
- Manish Saboo	-	-	-		1,80,000
(e) Unsecured Loans Taken					
- Narayan Saboo	-	-	-		5,01,33,338
- Naresh Saboo	-	-	-		4,48,86,486
- Manish Saboo	-	-	-		3,44,57,620
- Sitaram Saboo	-	-	-		2,92,80,003
- Soul Clothing Pvt. Ltd.	30,00,000	-	-		-
(f) Repayment of Unsecured Loans					
- Narayan Saboo	-	-	-		1,66,67,185
- Naresh Saboo	-	-	-		1,02,05,000
- Manish Saboo	-	-	-		55,89,000
- Sitaram Saboo	-	-	-		71,15,526
- Soul Clothing Pvt. Ltd.	30,00,000	-	-		-
(g) Loans / Advance Given					
- Bigbloc Construction Ltd.	6,03,33,417	-	-		-
- Soul Clothing Pvt. Ltd.	45,00,000	-	-		-
(h) Repayment of Loans / Advances Given					
- Bigbloc Construction Ltd.	8,96,94,949	-	-		-
- Soul Clothing Pvt. Ltd.	45,00,000	-	-		-

37 EARNINGS PER SHARE

Amount in Rupees

Sl. No.	Particulars	UNIT OF MEASUREMENT	March 31, 2018	March 31, 2017
1	Net Profit / (Loss) after tax	₹	44,05,172	1,94,05,456
2	Weighted Average Number of Equity Shares	Number	1,41,57,575	1,41,57,575
3	Earnings Per Share - Basic & Diluted	1 / 2	0.31	1.37

38 Disclosures of the Micro, Small and Medium Enterprises:-

The management of the Company has not received any intimation from 'suppliers' regarding their status under the Micro, Small and Medium Enterprises Development Act, 2006 and hence disclosure requirements in this regard as per Schedule III of the Companies Act, 2013 could not be provided.

39 Segment Reporting

In line with Accounting Standard 17 on 'Segment Reporting', taking into account the organizational structure, product type as well as the differing risks and returns criterion, the Company is engaged in only one reportable segment viz. "Textiles".

40 Disclosure pursuant to Indian Accounting Standard 19 'Employee benefits':

- (A) The Company has recognized the following amounts towards defined contribution plans as an expense and included in the Statement of Profit and Loss.

Particulars	Amount in Rupees	
	F.Y. 2017-18	F.Y. 2016-17
Provident Fund	20,11,748	11,85,020
Employees' State Insurance	1,37,475	1,30,100

- (B) The company has not provided for Post Employment Benefits and other long term employee benefit sunder Defined Benefit Plans on accrual basis but provides the same as and when they become due for payment. Accordingly, the following amounts have been provided as expenses during the year and charged in the Statement of Profit and Loss as they have become due:

Particulars	Amount in Rupees	
	F.Y. 2017-18	F.Y. 2016-17
Gratuity	52,100	2,23,750

41 Disclosures as required by Indian Accounting Standard (Ind As) 101 'First Time Adoption of Indian Accounting Standards':

- (a) **Reconciliation of equity as at 31st March 2017** Amount in Rupees

Particulars	IGAAP (A)	Adjustments (B)	Ind AS (A+B)
I ASSETS			
1 Non-Current Assets			
(a) Property, Plant & Equipment	30,50,51,603	-	30,50,51,603
(b) Capital Work In Progress	3,81,35,015	-	3,81,35,015
(c) Other Intangible Assets	2,70,117	-	2,70,117
(d) Investment Properties	-	76,73,248	76,73,248
(e) Financial Assets			
(i) Investments	5,11,21,561	18,77,80,419	23,89,01,980
(ii) Loans	1,94,14,450	(1,87,10,394)	7,04,056
(f) Other Non-Current Assets	72,86,774	1,87,10,394	2,59,97,168
Sub-Total	42,12,79,521	19,54,53,667	61,67,33,188
2 Current Assets			
(a) Inventories	16,54,74,544	-	16,54,74,544
(b) Financial Assets			
(i) Trade Receivables	28,22,29,602	(4,79,41,806)	23,42,87,796
(ii) Cash & Cash Equivalents	94,24,428	(30,85,703)	63,38,726
(iii) Other Bank Balances	-	30,85,703	30,85,703
(iv) Loans	21,69,61,639	(18,76,00,108)	2,93,61,532
(c) Other Current Assets	-	18,76,00,108	18,76,00,108
Sub-Total	67,40,90,214	(4,79,41,806)	62,61,48,408
TOTAL ASSETS	1,09,53,69,735	14,75,11,861	1,24,28,81,595
II EQUITIES & LIABILITIES			
A Equity			
(a) Equity Share Capital	14,15,75,750	-	14,15,75,750
(b) Other Equity	16,71,55,521	18,80,34,572	35,51,90,093
Sub-Total	30,87,31,271	18,80,34,572	49,67,65,843
Non-Controlling Interest	6,590	-	6,590
B Liabilities			
1 Non-Current Liabilities			
(a) Financial Liabilities			
(i) Borrowings	14,10,04,083	-	14,10,04,083
(b) Deferred Tax Liabilities (net)	3,54,02,367	-	3,54,02,367
(c) Government Grants	-	74,19,095	74,19,095
Sub-Total	17,64,06,450	74,19,095	18,38,25,545

			Amount in Rupees
Particulars	IGAAP (A)	Adjustments (B)	Ind AS (A+B)
2 Current Liabilities			
(a) Financial liabilities			
(i) Borrowings	49,38,77,131	-	49,38,77,131
(ii) Trade Payables	4,48,19,406	(3,90,37,757)	57,81,649
(iii) Other Financial liabilities	-	5,38,45,670	5,38,45,670
(b) Other Current Liabilities	6,83,36,531	(6,27,49,719)	55,86,812
(c) Short Term Provisions	31,92,355	(31,92,355)	-
(d) Current Tax Liabilities	-	31,92,355	31,92,355
Sub-Total	61,02,25,424	(4,79,41,806)	56,22,83,618
TOTAL EQUITY & LIABILITIES	1,09,53,69,735	14,75,11,861	1,24,28,81,595

(b) Reconciliation of profit and loss and other comprehensive income for the year ended 31 March 2017

			Amount in Rupees
Particulars	IGAAP (A)	Adjustments (B)	Ind AS (A+B)
I. Revenue from Operations	1,53,53,90,422	8,78,66,240	1,62,32,56,662
II. Other Income	1,50,83,587	12,76,995	1,63,60,582
III. Total Revenue (I+II)	1,55,04,74,008	8,91,43,235	1,63,96,17,243
IV. Expenses			
Raw Material Consumed	1,07,09,46,372	-	1,07,09,46,372
Purchase of Traded Goods	13,21,567	-	13,21,567
Changes in Inventories of Finished Goods & Work in Progress	2,80,02,300	-	2,80,02,300
Excise Duty	-	8,78,66,240	8,78,66,240
Employee Benefit Expenses	7,51,76,920	-	7,51,76,920
Finance Costs	7,00,83,163	-	7,00,83,163
Depreciation & Amortization	4,18,58,183	-	4,18,58,183
Other Expenses	24,91,80,583	-	24,91,80,583
Total Expenses	1,53,65,69,088	8,78,66,240	1,62,44,35,328
V. Profit / (Loss) Before Tax	1,39,04,920	12,76,995	1,51,81,915
VI. Exceptional Item	5,89,377	-	5,89,377
VII. Profit / (Loss) Before Prior Period Item	1,44,94,297	12,76,995	1,57,71,292
VIII. Prior Period Item (Income / (Expenses))	11,63,319	-	11,63,319
IX. Profit / (Loss) Before Tax	1,56,57,616	12,76,995	1,69,34,611
X. Tax Expenses			
For Current Tax	31,92,355	-	31,92,355
Less:- MAT Credit Entitlement / (Reversal)	(18,83,094)	-	(18,83,094)
Net Current Tax	50,75,449	-	50,75,449
For Deferred Tax Charge / (Credit)	(55,02,235)	-	(55,02,235)
Income Tax of Earlier Years	6,61,680	-	6,61,680
Sub-Total	2,34,894	-	2,34,894
XI. Profit / (Loss) for the Period (After Tax)	1,54,22,722	12,76,995	1,66,99,717
XII. Share in Profit / (Loss) of Associates (net of tax)	27,05,739	-	27,05,739
XIII. Profit / (Loss) for the Period	1,81,28,461	12,76,995	1,94,05,456
Profit/(Loss) attributable to Non Controlling Interest	(1,543)	-	(1,543)
Profit/(Loss) attributable to Owners of the Parent	1,81,26,918	12,76,995	1,94,03,913
XIV. OTHER COMPREHENSIVE INCOME			
A (i) Items that will not be reclassified to profit or loss			
-- Equity Instruments valued at Fair Value Through OCI	-	(18,395)	(18,395)
-- Share in OCI Of Associates	-	19,54,72,062	19,54,72,062
(ii) Income Tax relating to items that will not be reclassified to P & L	-	-	-
B (i) Items that will be reclassified to profit or loss	-	-	-
(ii) Income Tax relating to items that will be reclassified to profit or loss	-	-	-

	Particulars	IGAAP (A)	Adjustments (B)	Ind AS (A+B)
XV.	Other Comprehensive Income for the Period	-	19,54,53,667	19,54,53,667
	Other Comprehensive Income attributable to Non Controlling Interest	-	-	-
	Other Comprehensive Income attributable to Owners of the Parent	-	19,54,53,668	19,54,53,668
XVI.	Total Comprehensive Income for the Period	1,81,28,461	19,67,30,662	21,48,59,123
	Total comprehensive income attributable to Non-controlling Interest	(1,543)	-	(1,543)
	Total comprehensive income attributable to Owners of the Parent	1,81,26,918	19,67,30,662	21,48,57,580
(c) Reconciliation of equity as at 31st March 2016				Amount in Rupees
	Particulars	IGAAP (A)	Adjustments (B)	Ind AS (A+B)
I	ASSETS			
1	Non-Current Assets			
(a)	Property, Plant & Equipment	28,27,71,441	-	28,27,71,441
(b)	Capital Work In Progress	1,88,06,715	-	1,88,06,715
(c)	Other Intangible Assets	3,03,009	-	3,03,009
(d)	Investment Properties	-	76,73,248	76,73,248
(e)	Financial Assets			
(i)	Investments	4,84,15,822	(76,73,248)	4,07,42,574
(ii)	Loans	3,93,23,681	(3,86,19,625)	7,04,056
(f)	Other Non-Current Assets	91,69,868	3,86,19,625	4,77,89,493
	Sub-Total	39,87,90,536	-	39,87,90,536
2	Current Assets			
(a)	Inventories	20,11,20,499	-	20,11,20,499
(b)	Financial Assets			
(i)	Trade Receivables	26,32,21,797	(4,07,26,998)	22,24,94,799
(ii)	Cash & Cash Equivalents	58,81,553	(38,03,653)	20,77,901
(iii)	Other Bank Balances	-	38,03,653	38,03,653
(iv)	Loans	20,22,00,711	(15,03,76,581)	5,18,24,130
(c)	Other Current Assets	-	15,03,76,581	15,03,76,581
	Sub-Total	67,24,24,560	(4,07,26,998)	63,16,97,562
	TOTAL ASSETS	1,07,12,15,096	(4,07,26,998)	1,03,04,88,098
II	EQUITIES & LIABILITIES			
A	Equity			
(a)	Equity Share Capital	14,15,75,750	-	14,15,75,750
(b)	Other Equity	14,90,28,602	(86,96,090)	14,03,32,512
	Sub-Total	29,06,04,352	(86,96,090)	28,19,08,262
	Non-Controlling Interest	5,047	-	5,047
B	Liabilities			
1	Non-Current Liabilities			
(a)	Financial Liabilities			
(i)	Borrowings	12,40,92,657	-	12,40,92,657
(b)	Deferred Tax Liabilities (net)	4,09,04,602	-	4,09,04,602
(c)	Government Grants	-	86,96,090	86,96,090
	Sub-Total	16,49,97,259	86,96,090	17,36,93,349
2	Current Liabilities			
(a)	Financial liabilities			
(i)	Borrowings	45,42,82,848	-	45,42,82,848
(ii)	Trade Payables	6,05,55,499	(3,11,13,039)	2,94,42,460
(iii)	Other Financial liabilities	-	6,30,37,203	6,30,37,203
(b)	Other Current Liabilities	7,73,10,925	(7,26,51,162)	46,59,763
(c)	Short Term Provisions	2,34,59,166	(2,34,59,166)	-
(d)	Current Tax Liabilities	-	2,34,59,166	2,34,59,166
	Sub-Total	61,56,08,438	(4,07,26,998)	57,48,81,440
	TOTAL EQUITY & LIABILITIES	1,07,12,15,096	(4,07,26,998)	1,03,04,88,098

42 Income Tax

A Income tax expense in the statement of profit and loss consists of:		Amount in Rupees	
Particulars	F. Y. 2017-18	F. Y. 2016-17	
Current income tax:			
-- In respect of the current period	91,07,530	50,75,449	
-- In respect of the prior periods	91,827	6,61,680	
Deferred tax			
-- In respect of the current period	(40,57,230)	(55,02,235)	
Income tax expense recognized in the statement of profit or loss	51,42,127	2,34,894	

B The reconciliation between the provision of income tax of the Company and amounts computed by applying the Indian statutory income tax rate to profit before taxes is as follows:

Particulars		Amount in Rupees	
Particulars	F. Y. 2017-18	F. Y. 2016-17	
Profit Before Tax	86,57,164	1,69,34,611	
Enacted Income Tax Rate in India	33.06%	33.06%	
Computed Expected Tax Expenses	28,62,318	55,99,091	
Effect of			
-- Deferred Tax	(40,57,230)	(55,02,235)	
-- Adjustment to Current tax for prior periods	91,827	6,61,680	
-- Impact of charges on account of Computation	62,45,212	(5,23,642)	
Income tax expense recognized in the statement of profit or loss	51,42,127	2,34,894	

43 Financial Risk Management

Mohit Industries Limited (MIL) continues to deploy a well articulated risk management framework. This is based upon a three-tiered approach encompassing (i) enterprise risks, (ii) process risks, and (iii) compliance risks.

- (i) Enterprise risk : The company continue to evaluate the risk and also ensures that the mitigation processes are in place.
- (ii) Process risk management involves assurances by the Company's internal audit department regarding the effectiveness of business and financial controls and processes in all key activities across the various business processes.
- (iii) Compliance risk management comprises a detailed mechanism of assurances with respect to adherence of all laws and regulations, with a comprehensive reporting process that cascades upwards from the accountable business line executives to MIL's Audit Committed and then on to the Board of Directors.

The outcomes of business review meetings conducted by management and internal audit regarding processes and their compliance, as well as observations of the Audit Committee and the Board of Directors are continuously incorporated to capture new risks and update the existing ones. All three dimensions of MIL's Risk Management framework are reviewed annually for their relevance and modifications, as required. The businesses and internal audit make regular presentations to the Audit Committee for detailed review. The risk management process, including its tracking and adherence, is substantially enabled for greater consistency and better reporting capabilities.

44 Reconciliation of adjustments to opening reserves

Ref	Particulars	Amount (₹)
	Other Equity as at 31st March, 2016	12,80,76,806
A	Balance in general reserve as at 31st March, 2016	5,87,67,000
	Balance in general reserve as at 1st April, 2016	5,87,67,000
B	Surplus in Statement of Profit and Loss	-
	Balance in Statement of Profit and Loss as at 31st March, 2016	9,02,61,602
	Adjustments for Government Grants	(86,96,090)
	Balance in Statement of Profit and Loss as at 1st April, 2016	8,15,65,512
	Other Equity as at 01st April, 2016	14,03,32,512

45 CONSOLIDATED FINANCIAL STATEMENT

The Consolidated Financial Statements of Mohit Industries Limited, its subsidiaries and its associates is prepared in accordance with Ind AS - 110 on Consolidated Financial statements and Equity method of accounting given in Ind AS - 28 on "Investments in Associates and Joint ventures". The details of such subsidiary and associates are as follows:-

Name of Subsidiary & Associates	% of Holding of Mohit Industries Limited	Date of Financial Statements
1. Maxum Metals Pvt. Ltd.	51%	31st March, 2018
2. Mohit Yarns Limited	46.69%	31st March, 2018
3. Mohit Overseas Limited	49.25%	31st March, 2018
4. Mohit E-Waste Recovery Pvt. Ltd.	48.50%	31st March, 2018

46 STATEMENT OF NET ASSETS AND PROFIT OR LOSS ATTRIBUTABLE TO OWNERS AND MINORITY INTEREST

Name of Entity	As % of Consolidated Net Assets	Net Assets i.e. Total Assets minus Total Liabilities	As % of Consolidated Profit	Shares in Consolidated Profit or Loss or Loss	As % of Other Comprehensive Income	Share in Other Comprehensive Income	As % of Total Comprehensive Income	Share in Total Comprehensive Income
A Parent								
Mohit Industries Limited	38.89%	26,36,30,297	79.67%	35,09,626	1.28%	22,62,272	3.19%	57,71,898
B Subsidiary								
Indian								
Maxum Metals Pvt. Ltd.	0.00%	9,618	0.06%	2,759	0.00%	-	0.00%	2,759
C Minority Interest in subsidiaries								
Indian	0.00%	9,241	0.06%	2,651	0.00%	-	0.00%	2,651
D Associates								
1 Mohit Overseas Limited	23.64%	16,02,65,539	0.80%	35,205	39.18%	6,92,66,929	38.25%	6,93,02,134
2 Mohit Yarns Limited	37.46%	25,39,36,885	19.54%	8,60,645	59.54%	10,52,39,905	58.56%	10,61,00,550
3 Mohit E-Waste Recovery Pvt. Ltd.	0.01%	85,889	-0.13%	(5,715)	0.00%	-	0.00%	(5,715)
	100.00%	67,79,37,469	100.00%	44,05,172	100.00%	17,67,69,106	100.00%	18,11,74,278

47 FORM AOC - I

(Pursuant to first proviso to sub-section (3) of section 129 read with rule 5 of companies (Accounts) Rules, 2014)

Statement containing salient features of the financial statement of subsidiaries, associates and joint ventures

Part "A": Subsidiaries

(Amounts in ₹)

Sl. No.	Name of Subsidiary Company	Maxum Metals Pvt. Ltd.
1	Reporting period of subsidiary, if difference from holding company's reporting period	01st April, 2017 to 31st March, 2018
2	Reporting Currency and exchange rate as on the last date of relevant financial year in the each of foreign subsidiaries	INR
3	Share Capital	1,00,000
4	Reserves & surplus	(81,139)
5	Total Assets	5,73,200
6	Total Liabilities	5,54,339
7	Investments	-
8	Turnover	7,09,818
9	Profit before taxation	6,685
10	Provision for Taxation	1,274
11	Profit after taxation	5,411
12	Proposed Dividend	-
13	% of Holding	51%

1 Names of subsidiaries which are yet to commence operations : None

2 Names of subsidiaries which have been liquidated or sold during the year : None

Part "B": Associates and Joint Ventures

Sl. No.	Name of Associates	Mohit Overseas Ltd.	Mohit E-waste recovery Pvt. Ltd.	Mohit Yarns Ltd.
1	Latest Audited Balance Sheet	31st March, 2018	31st March, 2018	31st March, 2018
2	Shares of Associate/Joint Ventures held by the company on the year end			
	A Number	394000	19400	663000
	B Amount of Investment in Associates	37,99,000	1,94,000	1,57,23,000
	C Extend of Holding%	49.25%	48.50%	46.69%
3	Description of how there is significant influence	By Virtue of 49.25% holding in associate	By Virtue of 48.50% holding in associate	By Virtue of 46.69% holding in associate
4	Reason why the associate/joint venture is not consolidated	Not Applicable	Not Applicable	Not Applicable
5	Net worth attributable to shareholding as per latest audited Balance Sheet	-	-	-
6	Profit/(Loss) for the year			
	(i) Considered in Consolidation	35,205	(5,715)	8,60,645
	(ii) Not Considered in Consolidation	26,278	(6,069)	9,82,673

- 1 Name of Associate which is yet to commence business:- Mohit E-Waste Recovery Pvt. Ltd
- 2 Names of associates or joint ventures which have been liquidated or sold during the year:- None

- 48** Additional Information as required by para 7 of General Instructions for preparation of Statement of Profit and Loss (other than already disclosed above) are either Nil or Not Applicable.
- 49** Previous Year Figures have been regrouped/rearranged wherever necessary.

As per our Audit Report Attached
For RAJENDRA SHARMA & ASSOCIATES
Chartered Accountants
Firm Registration No.: 108390W

(Rajendra Ratanlal Sharma)
Partner
M. No. 044393
Surat, 21st May, 2018

For & On Behalf of Board of Directors
Sitaram Saboo (Chairman)
Narayan Saboo (Managing Director)
Manish Saboo (Director & CFO)
Swati Malu (Company Secretary)

MOHIT INDUSTRIES LIMITED

CIN NO. L17119GJ1991PLC015074

Regd. office: A-601/B, International Trade Centre, Majura Gate Ring Road, Surat 395002 Gujarat India
Phone: +91-261-2463261, 2463262, 2463263 Fax: +91-261-2463264
Email: Contact@mohitindustries.com Website: www.mohitindustries.com

ATTENDANCE SLIP

PLEASE FILL ATTENDANCE SLIP AND HAND IT OVER AT THE ENTRANCE OF THE MEETING HALL.

Folio No./DP ID/ Client ID#	
No. of Equity Shares Held	

I hereby record my presence at the 28th Annual General Meeting of the Company being held at 204, 2nd Floor, Jay Sagar Complex, Behind J.K Tower, Near Sub-Jail, Khatodara, Surat 395002, Gujarat on Friday, the 28th September, 2018 at 10.00 a.m.

Name of Shareholder (In Block letter)	
Name of proxy/ Authorized Representatives attending* (In Block letter)	

* Strike out whichever is not applicable

#Applicable for Shareholders holding Shares in Dematerialized Form.

Signature of the attending Shareholder/
Proxy/Authorised Representative*

MOHIT INDUSTRIES LIMITED

CIN NO. L17119GJ1991PLC015074

Regd. office: A-601/B, International Trade Centre, Majura Gate Ring Road, Surat 395002 Gujarat India
Phone: +91-261-2463261, 2463262, 2463263 Fax: +91-261-2463264
Email: Contact@mohitindustries.com Website: www.mohitindustries.com

Form No. MGT- 11 - (PROXY FORM)

[Pursuant to section 105(6) of the Companies Act, 2013 and rule 19(3) of the Companies (Management and Administration) Rules, 2014]

Name of the member (s):	
Registered address:	
E-mail Id:	
Folio No/ Client Id:	

I/We _____ being member(s) of above named company, hereby appoint

1. Name: _____ Address: _____

Email Id: _____ Signatures: _____ or falling him:

2. Name: _____ Address: _____

Email Id: _____ Signatures: _____ or falling him:

3. Name: _____ Address: _____

Email Id: _____ Signatures: _____ or falling him:

as my/our proxy to attend and vote (on a poll) for me/us and on my/our behalf at the 28th Annual General Meeting of the Company to be held at 204, 2nd Floor, Jay Sagar Complex, Behind J.K Tower, Near Sub-Jail, Khatodara, Surat 395002, Gujarat on Friday, the 28th September, 2018 at 10.00 a.m. and at any adjournment thereof in respect of such resolutions as are indicated below:

No.	Resolutions	Vote (*Optional)	
		For	Against
Ordinary Business			
1.	Ordinary Resolution for Adoption of Audited Standalone and Consolidated Financial Statements of the Company for the financial year ended March 31, 2018, together with the Reports of the Board of Directors and the Auditors thereon.		
2.	Ordinary Resolution for re-appointment of Mr. Manish Saboo (DIN NO. 01576187) as a Director of the Company, who retires by rotation.		
Special Business			
3.	Ordinary Resolution for ratification of the remuneration of the Cost Auditor(s) for the financial year ending 31st March, 2019.		

Signed this _____ day of _____ September, 2018

Signature of Shareholder _____ Signature of Proxy holder _____

Affix
Revenue
Stamp

Note:

1. This form of proxy in order to be effective should be duly completed and deposited at the Registered Office of the Company, not less than 48 hours before the commencement of the Meeting.
2. For the Resolutions, Explanatory Statement and Notes, please refer to the Notice of the 28th AGM.
3. Please complete all details including details of member(s) in above box before submission.

* It is optional to put an 'X' in the appropriate column against the Resolutions indicated in the Box. If you leave the 'For' or 'against' column blank against any or all Resolutions, your proxy will be entitled to vote in the manner as he/she thinks appropriate.

FINANCIAL SNAPSHOT

(₹ In lakhs except Ratios/EPS)

Year Ended March 31	2018	2017	2016	2015	2014
	As per IND - AS		As per GAAP		
Turnover	15791.06	15,333.29	13,616.25	24,680.44	22,509.98
Earning before Depreciation, interest and tax (EBDIT)	1234.33	1,269.32	1,349.03	1,828.83	1,539.61
Finance cost	763.35	698.96	663.96	1,003.43	899.58
Depreciation	406.03	418.58	395.71	541.02	445.74
Profit Before tax & Exceptional items	64.75	151.78	289.36	284.39	194.29
Exceptional & Prior Period Items	21.76	17.53	24.25	(52.25)	163.88
Profit Before tax	86.50	169.31	313.62	232.13	358.17
Tax Expense	51.40	2.34	96.06	90.02	140.78
Profit After tax	35.09	166.96	217.56	142.12	217.38
Equity Dividend	0.00%	0.00%	10.00%	0.00%	0.00%
Dividend Payout Ratio	0.00	0.00	0.65	0.00	0.00
Financial Position					
Equity Share Capital	1,415.76	1,415.76	1,415.76	1,415.76	1,415.76
Other Equity	1,418.31	1,360.59	1,280.77	3,311.72	3,182.93
Net Worth	2,834.07	2,776.35	2,696.53	4,727.48	4,598.68
Gross Block	6727.54	6,260.71	5,658.32	9,560.51	8,613.05
Net Block	3230.93	3,053.21	2,830.74	6,674.44	6,219.01
Investment	312.14	274.51	274.69	276.16	384.77
KEY INDICATORS					
EBDIT/ Gross Turnover	7.82%	8.28%	9.91%	7.41%	6.84%
Net Profit before Tax	0.55%	1.10%	2.30%	0.94%	1.59%
Earning per Shares (₹)	0.25	1.18	1.54	1.00	1.54
Long term Debt Equity Ratio	0.39	0.51	0.46	0.66	0.59
Current Ratio	1.12	1.11	1.09	1.16	1.18



MOHIT INDUSTRIES LIMITED

CIN No.: L17119GJ1991PLC015074

A-601/B, International Trade Centre,
Majura Gate, Ring Road, Surat - 395002, Gujarat (India).

Phone: +91-261-2463261 / 62 / 63, Fax: +91-261-2463264

E : contact@mohitindustries.com

W : www.mohitindustries.com